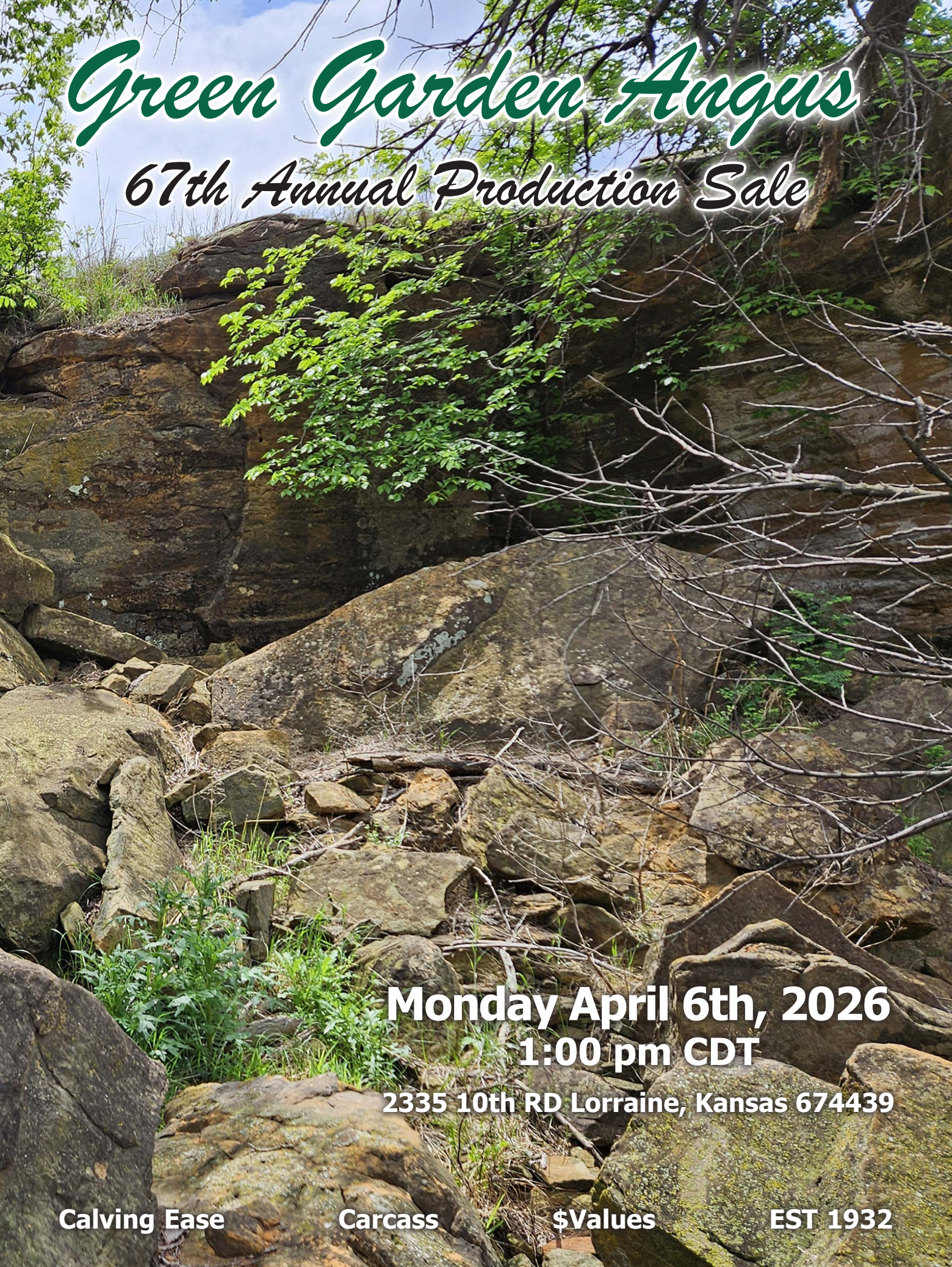
Green Garden Angus
67th Annual Production Sale
Monday April 6th, 2026
1:00 pm CDT
2335 10th RD Lorraine, Kansas 674439
Calving Ease
Carcass
$Values
EST 1932

67th Annual Production Sale

Monday April 6th, 2026

1:00 pm CDT

2335 10th RD Lorraine, Kansas 674439

Selling 100 Bulls

57 - Fall 18-month-old Bulls 43 - Spring Yearling Bulls

-AUCTIONEER-

Meb Dailey.....541-518-2027

-SALE CONSULTANT-

Tom Hill.....541-990-547

-Sale Day Phones-

Ben Janssen.....785-472-1164
Shelly Janssen.....785-472-8762
Elizabeth Perkins...785-531-1365

-LIVESTOCK PRESS REPRESENTATIVES-

Jeff Mafi, *Angus Journal*.....816-344-4266
Stephen Russell, *Kansas Stockman*....785-458-2650
Guy Peverley, *The Stock Exchange*.....785-456-4390
Doug Paul.....405-820-3982

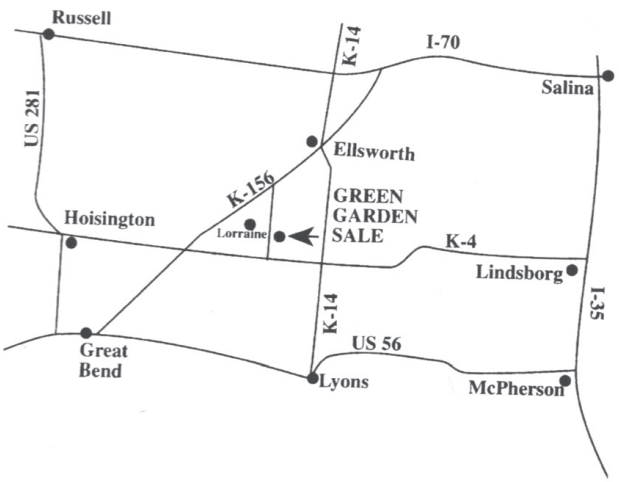

-General Information-

Lodging -
Lyons - Celebration Centre Inn & Suites
(620) 668-6022
Ellsworth - Americas Best Value Inn
(785) 427-3116
Great Bend - Holiday Inn Express & Suites
(620) 603-6565

Lunch - Complimentary Lunch starting at 11:30

Sale Order - Bulls Sell in Lot Order

Igenity Beef Rankings - Pages 24-25

Top 10's - EPDs and $Values pages 37-39
Igenity Rankings pages 40-41

Registration - Register for a sale number with the girls on the north end of the sale barn or online with www.CCI.live by April 3rd.

Updated EPDs - can be found on our websites and our Pasture to Publish book at angus.org www.greengardenangus.com or www.perkinsangusranch.com

Herd Health - Dr. Niederee and Dr. Kubick will be on hand sale day to answer any questions about our herd health program and issue health papers.

Ultrasounds - Ultrasound measurements were taken by Dr. Paul Ritter.

Trailer Discount - $50 per lot discount for picking up your bull the week of the sale.

Semen Interst - Green Garden will retain a 1/3 semen revenue sharing interest on all the bulls selling.

Terms and Conditions - All animal sell according to the terms and conditions of the American Angus Association that can be found at www.angus.org and are guaranteed for one breeding season, replacements will be provided depending on availability.

Viewing Bulls - Bulls can be viewed online one week before the sale and at the sale site the weekend before the sale

Welcome to the Program,

Welcome Friends to our 67th Consecutive Annual Production Sale and our 84th year as registered Angus Breeders. In 1932, Green Garden Angus was founded with the purchase of two registered cows. At that time the farm was primarily a wheat, milo, alfalfa and corn silage program. By 1954, the farm had grown in acreage as well as in cow numbers, with purchases from many local Angus Breeders. Ninety-three years later, Green Garden operates 300 cows in conjunction with our expanded farming operation.

Our goal as seedstock producers is to provide you with problem-free seedstock that will make you the most profit. We also try and give you the most information possible to aid you in your bull selections.

On pages 4 and 5 you will find a flow chart explaining how $Values can aid in your breeding decisions. Included in $Maternal is a new EPD - FL (Functional Longevity). This EPD is designed to identify genetics for cow productivity.

We have included Igenity Beef indexes and rankings for you to study. The Indexes are on each pedigree and the rankings are on pages 24 and 25.

Please join us Sunday evening for supper at the sale barn. Food and drinks will be available around 6:30, everyone is invited to come whenever they can get there.

If you have any questions or if we can do anything to make your stay more comfortable, please call Shelly at 785-472-8763 or Ben at 785-472-1164.

The Janssen Family

Schedule of Events

Saturday April 4th

- Sale Bulls available for viewing at the Sale Barn
  2335 10th Rd
  Lorraine, KS 67459

Sunday April 5th

- Sale Bulls available for viewing at the Sale Barn
- 6:30pm Dinner at Sale Barn

Monday April 6th

- 8:30am Coffee and Pastries
- 9:30am Registration Opens east end of the Sale Barn
- **11:30am** Lunch hosted by Ellsworth County Cattlewomen
- **1:00pm Sale Starts**

Contact Numbers

Ben - 785-472-1164
Shelly - 785-472-8763
Elizabeth - 785-531-1365

Join CCI.live Online for the Sale!

The best, the fastest and most comprehensive online marketing & bidding tool!

BUYERS NOTE, you do not need an account or to login to watch the sale but you must have a validated account to bid.

Viewed Around the World!

SALE CATALOG, VIDEOS, and LIVE BROADCAST...
all at your fingertips from the sale page at www.CCI.live! Watch sales live weekly!

CCI.LIVE GAVELS DOWN THE BEST!

CCi .LIVE

www.CCI.live
(405) 400-9505 Text or Call - schedule@cci.live
Find us on the App Store and Google Play
Over 35 years in livestock marketing!

Special Consignment

10 Bulls from
Perkins Angus Ranch

office@perkinsangusranch.com

The Data Driven Program

Calving Ease

In 1983, Green Garden began a program of stacking pedigrees to create a calving ease product, using the 18th century concept of breeding “like begets like”. We used herd sires that were stacked several generations deep in low birthweight EPDs and bred them to cows with similar genetic makeup that also had production histories of low actual birthweights. Calving difficulty has almost been eliminated with the exception of an occasional abnormal presentation. Heifers that were checked twice daily are now treated as we do the cows. They are checked once a day and calve out in open pastures. Having a live calf is the first step, the second step we strive for is keeping expenses to a minimum.

The Cost of Production - $EN

Since 1974, we have been monitoring our cow weight in relationship to her calf’s weaning weight to select for the most efficient mother cow. The $Values now available from the American Angus Association are a resource that help us in our selection process. Our goal is to identify cattle that will genuinely bend the growth curve, calve easily, grow rapidly to market weight and hang a superior product on the rail.

The Finished Product

Deciding that it doesn’t cost any more to produce a superior carcass than one of a lesser grade, in 1989, we took the same concepts we used for calving ease and put it toward improving carcass merit. John Brethour, the meat animal research scientist at the KSU Beef Research Center in Hays, Kansas, selected our herd when he was developing his ultrasound technology. For several years, he scanned our calves at six months, at a year and again at 18 months of age. We were excited to have been part of this program, and have benefited greatly from the data generated. Using ultrasound data as well as DNA markers and Igenity Beef Profiles we hope to create seedstock that will help our customers produce animals that reduce days on feed with less outside fat while producing a product that meets CAB® qualifications or better.

The DNA Difference

In 2003, we were introduced to a new program called Gene Star to test DNA for genetic traits. We started out sampling our herd sires and some of our foundation cows for the first three DNA markers for marbling. Since then, DNA testing has expanded to Zoetis HD50K and AngusGS. This DNA testing goes into the American Angus Association’s Genomic enhanced EPDs which helps increase the accuracy of the EPDs we provide to our customers. At the bottom of each lot, you will see Angus GS DNA percentile ranks along with IgenityBeef Indexes and BCHF EPD’s. On pages 24 and 25 we have included all the Igenity Beef rankings. Available on our website, is a sortable Excel spreadsheet with EPD, $Value, DNA Score and Igenity Beef profiles for each bull selling.

Functional Longevity - FL

FL is the newest EPD from the American Angus Association to aid your selection process. Functional Longevity is a predictor of the number of calves a sire’s daughters are predicted to produce by 6 years of age compared to that of other sires’ daughters. A higher EPD is what you want to look for.

Sortable spread sheets containing all EPD’s and genomics are available on our website greengardenangus.com

Igenity Beef Indexes

We have included on each pedigree IgenityBeef Indexes Score. A score of 5.95 to 10.0 is considered to be in the Elite Tier. Best of the best. These cattle rank genetically superior to 75% of Igenity tested cattle across all breeds of cattle.

Igenity Maternal Index *(IMI):* Igenity Maternal Index is designed to select replacement heifers for fertility, longevity and higher weaned calf weight. It is a tool developed for producers who sell calves at weaning or after a short backgrounding period.

Igenity Production Index *(IPI):* The Igenity Production Index is well balanced for maternal, production and carcass progeny traits. It is designed for producers who raise their own heifers and want broad improvement across multiple traits.

Igenity Terminal Index *(ITI):* The Igenity Terminal Index is specialized to identify animals with superior carcass performance. It places the highest emphasis on hot carcass weight, followed by marbling and rib eye area. There is, however, a negative emphasis placed on residual feed intake and fat thickness to control feed costs and improve yield grade.

Bovine Congestive Heart Failure

In the box, along with the Igenity Beef Indexes are each bulls **BCHF EPD and BCHF Percentile Rank.** These results provide valuable insights for predicting the genetic risk of cattle developing BCHF. Selecting breeding animals with **lower BCHF EPD and Percentile Rank** will help reduce the prevalence of the condition in offspring, improving both herd health and profitability.

Bull Development at Green Garden

This year the bulls were turned out on a 110 acre pasture and fed a corn silage based ration with added protein, targeting a 3 pound gain per day, as well as free choice hay. We feel this benefits in bull development by providing adequate space with the goal of producing a healthy, physically fit bull ready to go to work.

The bulls have been checked for breeding soundness by Dr. Niederee from the Countryside Vet Clinic in Great Bend, and Dr. Callie Kubick from the Ellsworth Veternary Hospital. They will be on hand sale day to answer any questions you might have about the herd health programs and to issue Health Papers. The yearling weights, ultrasound measurements and body compositions scores were taken by Dr. Paul Ritter.

Videos of the Sale Bulls will be available for viewing on our website and through our Pasture to Publish sale book at Angus.org the week before the sale.

If you are unable to attend Sale Day, Please register with CCI.live by Friday, April the 3rd, to participate in our live internet bidding. Also available are phone bidding with one of us or our sale representatives.

Family:

Ben Janssen.....785-472-1164
Shelly Janssen.....785-472-8762
Elizabeth Perkins...785-531-1365

Livestock Representatives:

Guy Peverley.....785-456-4390
Jeff Mafi.....816-344-4266
Doug Paul.....405-820-3982
Stephen Russell...785-458-2650

Vaccine Protocols

60 days of age
- Vision 7w/spur
- Bovi-Shield Gold 5
- Ivomec pour on

205 days of age
- Vision 7w/spur
- Bovi-Shield Gold 5
- Cydectin pour on

All Bulls tested Negative for BVD/PI

For a complete explanation of EPDs and $Values, scan:

Green Garden Bull EPDs & $Values

CED	BW	WW	YW	DMI	SCROTAL	PAP	HP
+11	-0.11	+57	+105	+ 1.01	+.88	+1.16	+12.6
CEM	**MILK**	**FL**	**$EN**	**HS**	**DOC**	**MARB**	**RE**
+14	+29	+1.10	-5.7	+.35	+22	+1.73	+.59

$M	$W	$F	$G	$B	$C
+76	+60	+96	+101	+198	+333

AAA Average Non-Parent Bull EPDs & $Values

CED	BW	WW	YW	DMI	SCROTAL	PAP	HP
+6	+1.2	+68	+120	+ 1.25	+.89	+1.16	+11.7
CEM	**MILK**	**FL**	**$EN**	**HS**	**DOC**	**MARB**	**RE**
+8	+27	+1.07	-17	+.49	+19	+.78	+.71

$M	$W	$F	$G	$B	$C
+66	+65	+95	+57	+155	+268

6 Gardens Stack House G81 *21149352 09-13-2024 G81

Top 10% EPD

CED	BW	WW	YW	DMI	SCROTAL	PAP	HP
+10	+1.3	+62	+122	+.79	+1.20	+.70	+13.1
20%	50%	70%	50%	20%	30%	40%	30%
CEM	**MILK**	**FL**	**$EN**	**HS**	**DOC**	**MARB**	**RE**
+17	+33	+1.14	-23	+.12	+20	+1.97	+.39
1%	15%	15%	65%	10%	50%	1%	85%

$M	$W	$F	$G	$B	$C
+76	+62	+125	+108	+234	+379

Sire *WR Full House
*Gardens Stack House
20608268 #*Green Garden Sophie A279

Dam *Gardens Cache
*Green Garden Eileen S81
18848740 Green Garden Eileen Q86

PERFORMANCE RECORDS							
BW 78	WW 508	Ratio 102	YW 1042	Ratio 102	ADJ SC 36.46		
IMF 7.59	Ratio 127	REA 10.5	Ratio 95	Rib Fat .23	Ratio 92	ADJ HT 51.1	
Dams Data	9/16/16	WT 1150	WR 7-102	YR 6-104	IMF Ratio 7-103	Rib Ratio 7-101	

AMERICAN ANGUS ASSOCIATION DNA

CED	BW	WW	YW	DMI	YH	SC	DOC	CLAW	ANGLE	HS
20	33	78	26	53	19	30	68	6	60	2
PAP	**HP**	**CEM**	**MILK**	**MW**	**MH**	**CW**	**MARB**	**RE**	**FAT**	**TEND**
29	14	1	15	43	29	33	1	83	100	1

IGENITY DECISION INDEXES

Maternal	Production	Terminal	BCHF EPD	BCHF Rank
6.65	7.2	7.4	6.05	94.9

Production EPDs
Maternal EPDs
Carcass EPDs
$Values
Targeting the Brand Logo for Animals with Marb and $G EPDs above breed average
Calf Performance Details
Dam Production Record
Angus DNA Profile
Igenity Beef DNA Profile

$ Values

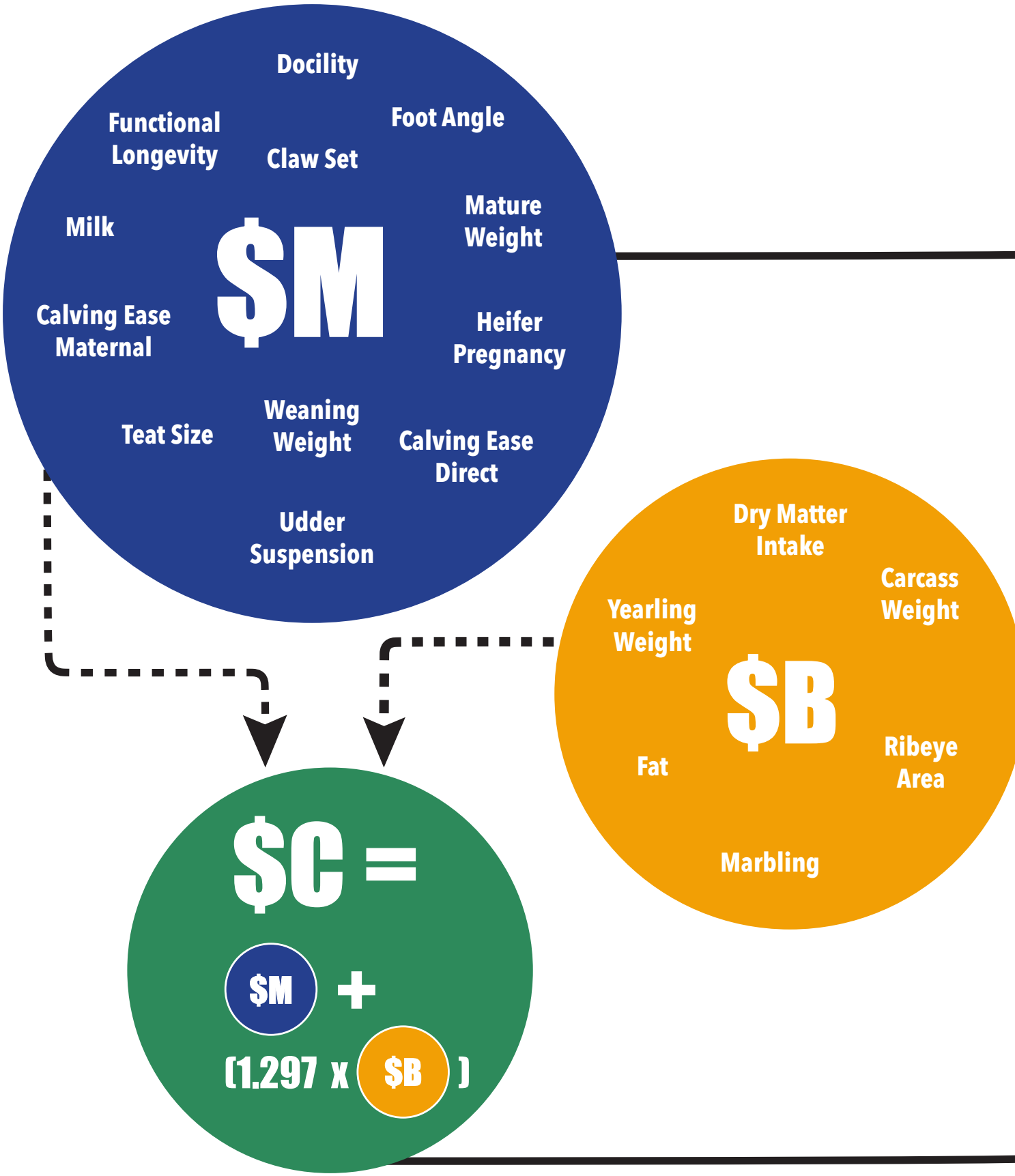
Docility
Functional Longevity
Foot Angle
Claw Set
Milk
$M
Mature Weight
Calving Ease Maternal
Heifer Pregnancy
Teat Size
Weaning Weight
Calving Ease Direct
Udder Suspension
Dry Matter Intake
Carcass Weight
Yearling Weight
$B
Ribeye Area
Fat
Marbling
$C =
$M +
(1.297 x $B)

$M - THE BOTTOM LINE

If you retain your own replacements, $M is a crucial figure to consider. It serves as a comprehensive metric for evaluating cowherd longevity, efficiency, and maternal strength.

A higher $M means a bull's daughters are more likely to:

- Breed up on time
- Raise a good calf each year
- Stay sound and functional longer
- Cost less to maintain (reduced cow size, fewer issues)

Over time, this translates to more profitable, lower-maintenance cows in your herd.

$B- THE BOTTOM LINE

If you retain ownership, sell calves on a grid, or market reputation feeder cattle, $B is a powerful terminal tool. It summarizes how your calves perform where it really counts, on the scale and on the rail.

A higher $B means that, on average, a bull's calves will:

- Gain faster in the feedlot
- Eat less per pound of gain
- Grade better (more Choice and Prime)
- Yield more usable pounds of beef

That means more post-weaning value per calf, particularly if you retain ownership to the rail.

$C- THE BOTTOM LINE

$C is the most balanced, big-picture index Angus provides. Use it to find bulls that deliver maternal dependability and terminal value, especially if your operation spans multiple segments of the supply chain.

A high $C bull is likely to sire:

- Daughters that breed early, raise good calves, and last longer
- Steers that gain well, convert feed, and hang valuable carcasses

In other words, $C helps identify bulls that do it all, and help your operation make money in both the pasture and feedyard.

Ref Sire

Gardens Stack House

*20608268 09-07-2022 D281

Sire of Lots 1 - 14

Sire #*Yon Full Force C398
***WR Full House**
19414615 #WR RR Miss 342-036

Dam Gardens Hawkeye
#*Green Garden Sophie A279
19911326 Green Garden Sophie U274

CED	BW	WW	YW	RADG	DMI	YH	SCROTAL	DOC	CLAW
+17	-2.1	+55	+112	+.28	+1.35	+.4	+1.25	+25	+.49
1%	4%	80%	65%	30%	65%	60%	30%	25%	55%
ANGLE	PAP	HS	AXJ	AXH	HP	CEM	MILK	MH	MD
+.53	+1.11	+.08	+195	+241	+12.6	+19	+45	N/A	N/A
80%	50%	3%	10%	3%	30%	1%	1%	-	-
MWT	MHT	$EN	UDDER	TEAT	FL	CWT	MARB	RE	FAT
+11	+.1	-1	+.57	+.81	+1.15	+56	+1.99	+.45	+.114
95%	75%	20%	40%	10%	10%	40%	1%	75%	95%

$M	$W	$F	$G	$B	C
+101	+77	+111	+109	+220	+386
3%	25%	25%	2%	4%	2%

AMERICAN ANGUS ASSOCIATION DNA

CED	BW	WW	YW	DMI	YH	SC	DOC	CLAW	ANGLE	HS
6	4	87	20	85	50	22	23	26	86	1
PAP	HP	CEM	MILK	MW	MH	CW	MARB	RE	FAT	TEND
53	23	2	1	87	55	26	1	87	100	45

IGENITY DECISION INDEXES

Maternal	Production	Terminal	BW	CED	CEM	HPR	MILK	STAY	DOC	WW
7.5	7.35	7.2	5	10	8	8	6	6	5	9
ADG	YW	RFI	SC	MARB	REA	FAT	TEND	HCW	BCHF EPD	BCHF Rank
10	9	6	9	10	6	8	7	8	2.41	78.1



Lot 1 Gardens Stack House G79

2 Gardens Stack House G296

*21149316 10-20-2024 G296

CED	BW	WW	YW	DMI	SCROTAL	PAP	HP
+13	+.6	+58	+108	+1.48	+1.34	+1.39	+15.0
10%	35%	80%	75%	70%	25%	60%	10%
CEM	MILK	FL	$EN	HS	DOC	MARB	RE
+16	+36	+1.21	+10	+.37	+18	+2.25	+.21
1%	5%	3%	5%	30%	60%	1%	95%

$M	$W	$F	$G	$B	$C
+117	+74	+96	+119	+216	+397

Sire *WR Full House
***Gardens Stack House**
20608268 #*Green Garden Sophie A279

Dam *Gardens Effect
***Green Garden Sophie D286**
20608271 *Green Garden Sophie VE37

PERFORMANCE RECORDS

BW 77	WW 475	Ratio 96	YW 997	Ratio 98	ADJ SC 33.17
IMF 7.09	Ratio 119	REA 10.8	Ratio 97	Rib Fat .28	Ratio 112 / ADJ HT 48.2
Dams Data 9/28/22	WT 772	WR 1-96	YR 1-98	IMF Ratio 1-119	Rib Ratio 1-97

AMERICAN ANGUS ASSOCIATION DNA

CED	BW	WW	YW	DMI	YH	SC	DOC	CLAW	ANGLE	HS
37	44	74	33	88	45	13	69	17	78	16
PAP	HP	CEM	MILK	MW	MH	CW	MARB	RE	FAT	TEND
65	5	14	4	94	66	47	1	98	100	57

IGENITY DECISION INDEXES

Maternal	Production	Terminal	BCHF EPD	BCHF Rank
6.65	6.7	6.7	3.44	84.6

1 Gardens Stack House G79

*21242936 08-28-2024 G79

CED	BW	WW	YW	DMI	SCROTAL	PAP	HP
+18	-3.6	+42	+94	+1.08	+1.17	-.22	+13.8
1%	1%	95%	90%	40%	35%	25%	20%
CEM	MILK	FL	$EN	HS	DOC	MARB	RE
+17	+40	+1.16	+6	+.20	+16	+2.48	+.13
1%	1%	10%	10%	10%	70%	1%	95%

$M	$W	$F	$G	$B	$C
+90	+58	+114	+127	+241	+403

Sire *WR Full House
***Gardens Stack House**
20608268 #*Green Garden Sophie A279

Dam +*G A R Fire Proof
***Green Garden Eileen C84**
20325161 #*Green Garden Eileen V86

PERFORMANCE RECORDS

BW 41	WW 522	Ratio 105	YW 1050	Ratio 103	ADJ SC 31.97
IMF 7.57	Ratio 127	REA 10.9	Ratio 98	Rib Fat .40	Ratio 160 / ADJ HT 47.2
Dams Data 9/4/21	WT 924	WR 1-97	YR N/A-N/A	IMF Ratio 2-113	Rib Ratio 2-94

AMERICAN ANGUS ASSOCIATION DNA

CED	BW	WW	YW	DMI	YH	SC	DOC	CLAW	ANGLE	HS
7	3	100	56	44	86	41	81	46	63	7
PAP	HP	CEM	MILK	MW	MH	CW	MARB	RE	FAT	TEND
16	6	13	5	99	92	49	1	97	100	12

IGENITY DECISION INDEXES

Maternal	Production	Terminal	BCHF EPD	BCHF Rank
6.7	7	6.55	-0.35	52

3 Gardens Stack House G298

*21149318 09-26-2024 G298

CED	BW	WW	YW	DMI	SCROTAL	PAP	HP
+12	-1.0	+57	+111	+.75	+.90	-1.20	+19.2
10%	10%	80%	70%	20%	50%	10%	1%
CEM	MILK	FL	$EN	HS	DOC	MARB	RE
+16	+34	+1.14	-3	+.34	+22	+1.94	+.40
1%	10%	15%	20%	30%	40%	1%	85%

$M	$W	$F	$G	$B	$C
+100	+68	+111	+109	+221	+387

Sire *WR Full House
***Gardens Stack House**
20608268 #*Green Garden Sophie A279

Dam *Gardens Endeavor U267
***Green Garden Sophie DE37**
20608336 #Green Garden Sophie NB24

PERFORMANCE RECORDS

BW 58	WW 429	Ratio 86	YW 1005	Ratio 99	ADJ SC 33.90
IMF 6.89	Ratio 115	REA 11.7	Ratio 105	Rib Fat .25	Ratio 100 / ADJ HT 47.4
Dams Data 9/20/22	WT 946	WR 1-86	YR 1-99	IMF Ratio 1-115	Rib Ratio 1-105

AMERICAN ANGUS ASSOCIATION DNA

CED	BW	WW	YW	DMI	YH	SC	DOC	CLAW	ANGLE	HS
37	27	46	11	51	13	27	10	81	89	21
PAP	HP	CEM	MILK	MW	MH	CW	MARB	RE	FAT	TEND
12	1	5	7	49	16	20	1	83	95	20

IGENITY DECISION INDEXES

Maternal	Production	Terminal	BCHF EPD	BCHF Rank
7.6	7.55	7.35	5.05	92

Lot 4 Gardens Stack House G59

6 Gardens Stack House G81

*21149352 09-13-2024 G81

CED	BW	WW	YW	DMI	SCROTAL	PAP	HP	$M
+10	+1.3	+62	+122	+.78	+1.21	+.70	+13.2	+76
20%	50%	70%	50%	20%	30%	40%	30%	
CEM	**MILK**	**FL**	**$EN**	**HS**	**DOC**	**MARB**	**RE**	**$W**
+17	+33	+1.13	-23	+.12	+21	+1.98	+.39	+62
1%	15%	20%	65%	10%	45%	1%	85%	

$F	+125	
$G	+109	
$B	+234	
$C	+379	

Sire *WR Full House
***Gardens Stack House**
20608268 #*Green Garden Sophie A279

Dam *Gardens Cache
***Green Garden Eileen S81**
18848740 Green Garden Eileen Q86

PERFORMANCE RECORDS

BW 78	WW 508	Ratio 102	YW 1042	Ratio 102	ADJ SC 36.46		
IMF 7.59	Ratio 127	REA 10.5	Ratio 95	Rib Fat .23	Ratio 92	ADJ HT 51.1	
Dams Data 9/16/16	WT 1150	WR 7-102	YR 6-104	IMF Ratio 7-103	Rib Ratio 7-101		

AMERICAN ANGUS ASSOCIATION DNA

CED	BW	WW	YW	DMI	YH	SC	DOC	CLAW	ANGLE	HS
20	33	78	26	53	19	30	68	6	60	2
PAP	**HP**	**CEM**	**MILK**	**MW**	**MH**	**CW**	**MARB**	**RE**	**FAT**	**TEND**
29	14	1	15	43	29	33	1	83	100	1

IGENITY DECISION INDEXES

Maternal	Production	Terminal	BCHF EPD	BCHF Rank
6.65	7.2	7.4	6.05	94.9

4 Gardens Stack House G59

*21149342 09-03-2024 G59

CED	BW	WW	YW	DMI	SCROTAL	PAP	HP	$M
+8	+1.9	+76	+136	+1.96	+1.44	+2.52	+11.9	+80
35%	65%	30%	25%	95%	20%	80%	50%	
CEM	**MILK**	**FL**	**$EN**	**HS**	**DOC**	**MARB**	**RE**	**$W**
+13	+30	+1.12	-19	+.30	+29	+1.94	+.37	+79
10%	25%	25%	55%	20%	10%	1%	90%	

$F	+122	
$G	+105	
$B	+228	
$C	+376	

Sire *WR Full House
***Gardens Stack House**
20608268 #*Green Garden Sophie A279

Dam *Gardens Next Star
#*Green Garden Protet U480
19356423 *Green Garden Protet R42

PERFORMANCE RECORDS

BW 79	WW 567	Ratio 114	YW 1193	Ratio 117	ADJ SC 36.14		
IMF 6.79	Ratio 114	REA 11.3	Ratio 102	Rib Fat .32	Ratio 128	ADJ HT 51.3	
Dams Data 10/9/18	WT 1365	WR 4-107	YR 4-106	IMF Ratio 4-99	Rib Ratio 4-99		

AMERICAN ANGUS ASSOCIATION DNA

CED	BW	WW	YW	DMI	YH	SC	DOC	CLAW	ANGLE	HS
83	65	37	29	85	33	26	4	66	97	6
PAP	**HP**	**CEM**	**MILK**	**MW**	**MH**	**CW**	**MARB**	**RE**	**FAT**	**TEND**
82	44	41	34	69	27	19	1	95	100	25

IGENITY DECISION INDEXES

Maternal	Production	Terminal	BCHF EPD	BCHF Rank
6.4	6.55	7.1	4.86	91.2

7 Garden Stack House G517

*21149400 10-02-2024 G517

CED	BW	WW	YW	DMI	SCROTAL	PAP	HP	$M
+16	-1.6	+58	+111	+1.03	+1.89	+.06	+9.9	+81
2%	10%	80%	70%	35%	5%	30%	80%	
CEM	**MILK**	**FL**	**$EN**	**HS**	**DOC**	**MARB**	**RE**	**$W**
+16	+28	+1.20	-4	+.30	+27	+1.69	+.75	+63
1%	40%	3%	20%	20%	15%	3%	45%	

$F	+104	
$G	+99	
$B	+203	
$C	+344	

Sire *WR Full House
***Gardens Stack House**
20608268 #*Green Garden Sophie A279

Dam *Gardens Cache
***Green Garden Sophie D516**
20608306 *Green Garden Sophie V514

PERFORMANCE RECORDS

BW 68	WW 460	Ratio 93	YW 1017	Ratio 100	ADJ SC 35.59		
IMF 5.98	Ratio 100	REA 13.0	Ratio 117	Rib Fat .32	Ratio 128	ADJ HT 47.1	
Dams Data 8/28/22	WT 886	WR 1-93	YR 1-100	IMF Ratio 1-100	Rib Ratio 1-117		

AMERICAN ANGUS ASSOCIATION DNA

CED	BW	WW	YW	DMI	YH	SC	DOC	CLAW	ANGLE	HS
11	7	66	44	53	48	7	13	44	95	12
PAP	**HP**	**CEM**	**MILK**	**MW**	**MH**	**CW**	**MARB**	**RE**	**FAT**	**TEND**
24	64	7	61	69	61	54	7	68	99	11

IGENITY DECISION INDEXES

Maternal	Production	Terminal	BCHF EPD	BCHF Rank
6.65	6.95	6.95	1.42	70.2

5 Gardens Stack House G156

*21149297 09-15-2024 G156

CED	BW	WW	YW	DMI	SCROTAL	PAP	HP	$M
+18	-2.5	+59	+106	+.73	-.06	+.01	+16.1	+118
1%	2%	80%	75%	20%	95%	30%	3%	
CEM	**MILK**	**FL**	**$EN**	**HS**	**DOC**	**MARB**	**RE**	**$W**
+17	+24	+1.10	+18	+.35	+18	+1.98	+.64	+68
1%	65%	35%	3%	30%	60%	1%	60%	

$F	+100	
$G	+116	
$B	+216	
$C	+398	

Sire *WR Full House
***Gardens Stack House**
20608268 #*Green Garden Sophie A279

Dam *Gardens Econ
***Green Garden Blackcap U157**
19356385 Green Garden Blackcap R157

PERFORMANCE RECORDS

BW 71	WW 488	Ratio 98	YW 965	Ratio 95	ADJ SC 30.52		
IMF 6.16	Ratio 103	REA 9.9	Ratio 89	Rib Fat .20	Ratio 80	ADJ HT 48.6	
Dams Data 10/21/18	WT 1125	WR 4-106	YR 4-106	IMF Ratio 4-96	Rib Ratio 4-102		

AMERICAN ANGUS ASSOCIATION DNA

CED	BW	WW	YW	DMI	YH	SC	DOC	CLAW	ANGLE	HS
2	3	70	37	25	97	96	60	34	59	8
PAP	**HP**	**CEM**	**MILK**	**MW**	**MH**	**CW**	**MARB**	**RE**	**FAT**	**TEND**
43	1	14	70	97	93	52	1	69	96	44

IGENITY DECISION INDEXES

Maternal	Production	Terminal	BCHF EPD	BCHF Rank
6.85	7.2	7.15	5.83	94.4

8 Gardens Stack House G86

*21149354 09-09-2024 G86

CED	BW	WW	YW	DMI	SCROTAL	PAP	HP	$M
+15	-1.6	+50	+93	+.34	+1.29	-1.16	+15.4	+104
3%	10%	95%	90%	5%	25%	10%	10%	
CEM	**MILK**	**FL**	**$EN**	**HS**	**DOC**	**MARB**	**RE**	**$W**
+20	+31	+1.15	+12	+.21	+24	+2.13	+.32	+61
1%	20%	15%	4%	15%	30%	1%	90%	

$F	+93	
$G	+116	
$B	+209	
$C	+375	

Sire *WR Full House
***Gardens Stack House**
20608268 #*Green Garden Sophie A279

Dam *Gardens Cache
***Green Garden Eileen S83**
18848731 Green Garden Eileen L82

PERFORMANCE RECORDS

BW 72	WW 470	Ratio 95	YW 1011	Ratio 100	ADJ SC 33.83		
IMF 7.28	Ratio 122	REA 10.9	Ratio 98	Rib Fat .26	Ratio 104	ADJ HT 49.0	
Dams Data 10/31/16	WT 1130	WR 7-97	YR 7-96	IMF Ratio 7-102	Rib Ratio 7-99		

AMERICAN ANGUS ASSOCIATION DNA

CED	BW	WW	YW	DMI	YH	SC	DOC	CLAW	ANGLE	HS
21	12	85	69	17	61	10	14	32	89	2
PAP	**HP**	**CEM**	**MILK**	**MW**	**MH**	**CW**	**MARB**	**RE**	**FAT**	**TEND**
10	2	1	34	94	78	51	1	59	99	6

IGENITY DECISION INDEXES

Maternal	Production	Terminal	BCHF EPD	BCHF Rank
7.9	8.2	7.4	5.26	92.6

9 Gardens Stack House GB54

*21149330 | 09-10-2024 | GB54

CED	BW	WW	YW	DMI	SCROTAL	PAP	HP	$M
+14	+0	+59	+114	+1.73	+.63	+.60	+16.3	+105
4%	25%	80%	65%	85%	70%	40%	3%	

CEM	MILK	FL	$EN	HS	DOC	MARB	RE	$W
+18	+33	+1.12	+5	+.19	+27	+1.86	-.08	+69
1%	15%	25%	10%	10%	15%	2%	95%	

$F +83 | $G +100 | $B +184 | $C +344

Sire *WR Full House
***Gardens Stack House**
20608268 #*Green Garden Sophie A279

Dam *Gardens Prime R048
Green Garden Anna UB53
19356448 Green Garden Anna HB55

PERFORMANCE RECORDS

BW 84	WW 583	Ratio 118	YW 1239	Ratio 122	ADJ SC 34.36
IMF 6.84	Ratio 114	REA 10.4	Ratio 94	Rib Fat .27	Ratio 108 ADJ HT 51.5
Dams Data 9/29/18	WT 1390	WR 4-107	YR 3-105	IMF Ratio 4-106	Rib Ratio 4-93

AMERICAN ANGUS ASSOCIATION DNA

CED	BW	WW	YW	DMI	YH	SC	DOC	CLAW	ANGLE	HS
24	65	75	41	83	30	80	8	46	99	2
PAP	HP	CEM	MILK	MW	MH	CW	MARB	RE	FAT	TEND
50	1	1	20	95	44	65	1	97	88	35

IGENITY DECISION INDEXES

Maternal	Production	Terminal	BCHF EPD	BCHF Rank
7	7.3	6.8	1.63	72

Lot 12 Gardens Stack House GF3

10 Gardens Stack House G023

*21149288 | 08-29-2024 | G023

CED	BW	WW	YW	DMI	SCROTAL	PAP	HP	$M
+11	+.5	+57	+105	+1.01	+1.05	+3.31	+14.9	+91
15%	35%	80%	80%	35%	40%	90%	10%	

CEM	MILK	FL	$EN	HS	DOC	MARB	RE	$W
+14	+30	+1.09	-1	+.34	+16	+1.65	+.49	+62
5%	25%	40%	15%	30%	70%	3%	80%	

$F +97 | $G +96 | $B +194 | $C +343

Sire *WR Full House
***Gardens Stack House**
20608268 #*Green Garden Sophie A279

Dam *Gardens Econ
***Green Garden Lucy A017**
19911306 *Green Garden Lucy S07

PERFORMANCE RECORDS

BW 70	WW 474	Ratio 96	YW 1008	Ratio 99	ADJ SC 33.16
IMF 6.33	Ratio 106	REA 11.2	Ratio 101	Rib Fat .21	Ratio 84 ADJ HT 49.2
Dams Data 10/14/20	WT 1140	WR 3-95	YR 2-94	IMF Ratio 2-106	Rib Ratio 2-93

AMERICAN ANGUS ASSOCIATION DNA

CED	BW	WW	YW	DMI	YH	SC	DOC	CLAW	ANGLE	HS
21	13	83	54	41	49	25	58	18	35	14
PAP	HP	CEM	MILK	MW	MH	CW	MARB	RE	FAT	TEND
91	7	11	29	80	39	55	1	98	100	34

IGENITY DECISION INDEXES

Maternal	Production	Terminal	BCHF EPD	BCHF Rank
6.2	6.25	5.85	5	91.8

11 Gardens Stack House G279

*21149307 | 08-21-2024 | G279

CED	BW	WW	YW	DMI	SCROTAL	PAP	HP	$M
+12	-.2	+53	+102	+1.02	+.59	-.10	+13.4	+106
10%	20%	90%	80%	35%	70%	25%	25%	

CEM	MILK	FL	$EN	HS	DOC	MARB	RE	$W
+13	+39	+1.11	+9	+.06	+22	+1.40	+.64	+71
10%	2%	30%	10%	3%	40%	10%	60%	

$F +95 | $G +85 | $B +180 | $C +339

Sire *WR Full House
***Gardens Stack House**
20608268 #*Green Garden Sophie A279

Dam *Gardens Econ
Green Garden Sophie U274
19356398 Green Garden Sophie N272

PERFORMANCE RECORDS

BW 70	WW 517	Ratio 104	YW 992	Ratio 98	ADJ SC 34.22
IMF 4.05	Ratio 68	REA 9.5	Ratio 86	Rib Fat .17	Ratio 68 ADJ HT 48.0
Dams Data 10/9/18	WT 1115	WR 4-105	YR 4-106	IMF Ratio 4-94	Rib Ratio 4-100

AMERICAN ANGUS ASSOCIATION DNA

CED	BW	WW	YW	DMI	YH	SC	DOC	CLAW	ANGLE	HS
8	6	81	39	71	51	73	53	14	73	1
PAP	HP	CEM	MILK	MW	MH	CW	MARB	RE	FAT	TEND
26	16	19	3	88	82	51	3	55	100	43

IGENITY DECISION INDEXES

Maternal	Production	Terminal	BCHF EPD	BCHF Rank
6.5	7.05	6.95	6.63	96.3

12 Gardens Stack House GF3

*21149340 | 09-03-2024 | GF3

CED	BW	WW	YW	DMI	SCROTAL	PAP	HP	$M
+13	-.1	+57	+111	+1.19	+.89	-1.13	+10.4	+79
10%	25%	80%	70%	45%	50%	10%	70%	

CEM	MILK	FL	$EN	HS	DOC	MARB	RE	$W
+15	+39	+1.14	-8	+.22	+26	+1.94	+.37	+70
3%	2%	15%	30%	15%	20%	1%	90%	

$F +87 | $G +107 | $B +195 | $C +332

Sire *WR Full House
***Gardens Stack House**
20608268 #*Green Garden Sophie A279

Dam #+*G A R Prophet
***Green Garde Susie S242**
18757491 Green Garden Susie H243

PERFORMANCE RECORDS

BW 80	WW 495	Ratio 100	YW 1068	Ratio 105	ADJ SC 33.65
IMF 6.52	Ratio 109	REA 11.8	Ratio 106	Rib Fat .31	Ratio 124 ADJ HT 49.3
Dams Data 2/22/16	WT 1280	WR 6-103	YR 5-105	IMF Ratio 6-117	Rib Ratio 6-100

AMERICAN ANGUS ASSOCIATION DNA

CED	BW	WW	YW	DMI	YH	SC	DOC	CLAW	ANGLE	HS
48	20	83	44	43	54	39	18	32	92	7
PAP	HP	CEM	MILK	MW	MH	CW	MARB	RE	FAT	TEND
13	54	51	3	85	43	75	1	83	98	20

IGENITY DECISION INDEXES

Maternal	Production	Terminal	BCHF EPD	BCHF Rank
7.25	7.15	6.75	-1.9	34.3

13 Gardens Stack House G286

21149311 | 08-23-2024 | G286

CED	BW	WW	YW	DMI	SCROTAL	PAP	HP	$M
+11	+0	+57	+107	I+1.11	+.67	I+.82	I+13.2	+92
15%	25%	80%	75%	40%	65%	45%	30%	

CEM	MILK	FL	$EN	HS	DOC	MARB	RE	$W
+14	+33	I+1.15	+6	I+.21	I+17	+1.49	+.55	+59
5%	15%	15%	10%	15%	65%	10%	70%	

$F +93 | $G +89 | $B +182 | $C +328

Sire *WR Full House
***Gardens Stack House**
20608268 #*Green Garden Sophie A279

Dam *Gardens Econ
***Green Garden Sophie VE37**
19664118 #Green Garden Sophie NB24

PERFORMANCE RECORDS

BW 74	WW 500	Ratio 101	YW 988	Ratio 97	ADJ SC 33.81
IMF 4.36	Ratio 73	REA 10.2	Ratio 92	Rib Fat .18	Ratio 72 ADJ HT 49.6
Dams Data 9/19/19	WT n/a	WR 3-97	YR 3-96	IMF Ratio 4-97	Rib Ratio 4-91

AMERICAN ANGUS ASSOCIATION DNA

CED	BW	WW	YW	DMI	YH	SC	DOC	CLAW	ANGLE	HS
N/A	N/A	N/A	N/A	N/A	N/A	N/A	N/A	N/A	N/A	N/A
PAP	HP	CEM	MILK	MW	MH	CW	MARB	RE	FAT	TEND
N/A	N/A	N/A	N/A	N/A	N/A	N/A	N/A	N/A	N/A	N/A

IGENITY DECISION INDEXES

Maternal	Production	Terminal	BCHF EPD	BCHF Rank
7.05	7.25	6.95	3.15	83

14 Gardens Stack Houses G510

*21149399 09-03-2024 G510

CED	BW	WW	YW	DMI	SCROTAL	PAP	HP
+11	+1.1	+57	+114	+1.50	+.84	+1.19	+10.9
15%	50%	80%	65%	70%	55%	55%	65%
CEM	**MILK**	**FL**	**$EN**	**HS**	**DOC**	**MARB**	**RE**
+13	+30	+1.05	+0	+.04	+26	+1.48	+.66
10%	25%	60%	15%	3%	20%	10%	55%

$M	+81
$W	+60
$F	+99
$G	+89
$B	+188
$C	+325

Sire *WR Full House
***Gardens Stack House**
20608268 #*Green Garden Sophie A279

Dam *Gardens Payroll
#*Green Garden Sidney V512
19664089 *Green Garden Sidney TE25

PERFORMANCE RECORDS

BW 82	WW 540	Ratio 109	YW 1148	Ratio 113	ADJ SC 34.67				
IMF 5.25	Ratio 88	REA 13.6	Ratio 123	Rib Fat .39	Ratio 156	ADJ HT 49.3			
Dams Data	11/14/19	WT 1085	WR 4-109	YR 4-106	IMF Ratio 4-97	Rib Ratio 4-107			

AMERICAN ANGUS ASSOCIATION DNA

CED	BW	WW	YW	DMI	YH	SC	DOC	CLAW	ANGLE	HS
83	74	61	14	94	24	52	50	75	63	2
PAP	**HP**	**CEM**	**MILK**	**MW**	**MH**	**CW**	**MARB**	**RE**	**FAT**	**TEND**
57	33	14	38	57	35	16	4	52	92	67

IGENITY DECISION INDEXES

Maternal	Production	Terminal	BCHF EPD	BCHF Rank
6.35	6.6	6.5	2.81	80.9

Ref Sire

Gardens Blackhawk

Sire of Lots 15 - 26

*19942679 05-05-2020 A54

Sire +*G A R Forecast
Gardens Hawkeye
19123921 Green Garden Stella LB79

Dam *Gardens Prime
***Green Garden Ida U58**
19112985 Green Garden Ida S59

CED	BW	WW	YW	RADG	DMI	YH	SCROTAL	DOC	CLAW
+16	-1.8	+54	+100	+.20	+1.07	+.1	+1.09	+21	+.55
2%	5%	80%	80%	85%	50%	85%	40%	40%	75%
ANGLE	**PAP**	**HS**	**AXJ**	**AXH**	**HP**	**CEM**	**MILK**	**MH**	**MD**
+.64	-.55	+.20	+158	+210	+12.8	+17	+28	+1	+12
95%	20%	10%	20%	10%	30%	1%	35%	-	-
MWT	**MHT**	**$EN**	**UDDER**	**TEAT**	**FL**	**CWT**	**MARB**	**RE**	**FAT**
+51	+.2	-11	+.54	+.70	+1.09	+43	+1.70	+.47	+.097
70%	65%	40%	50%	20%	30%	70%	2%	75%	95%

$M	$W	$F	$G	$B	C
+65	+56	+96	+96	+193	+315
45%	70%	50%	4%	15%	15%

AMERICAN ANGUS ASSOCIATION DNA

CED	BW	WW	YW	DMI	YH	SC	DOC	CLAW	ANGLE	HS
5	4	89	52	68	87	14	40	53	97	7
PAP	**HP**	**CEM**	**MILK**	**MW**	**MH**	**CW**	**MARB**	**RE**	**FAT**	**TEND**
24	34	26	35	53	45	42	5	65	99	4

IGENITY DECISION INDEXES

Maternal	Production	Terminal	BW	CED	CEM	HPR	MILK	STAY	DOC	WW
7.05	7.25	6.65	4	9	9	6	4	7	7	8
ADG	**YW**	**RFI**	**SC**	**MARB**	**REA**	**FAT**	**TEND**	**HCW**	**BCHF EPD**	**BCHF Rank**
7	7	6	5	9	5	7	8	7	3.29	83.8

Lot 15 Gardens Blackhawk G409

15 Gardens Blackhawk G409

*21149324 09-08-2024 G409

CED	BW	WW	YW	DMI	SCROTAL	PAP	HP
+12	-.2	+70	+126	+1.93	+1.87	+.34	+11.7
10%	20%	50%	45%	95%	5%	35%	50%
CEM	**MILK**	**FL**	**$EN**	**HS**	**DOC**	**MARB**	**RE**
+14	+26	+1.14	-24	+.36	+25	+1.84	+.70
5%	50%	15%	70%	30%	25%	2%	50%

$M	+68
$W	+69
$F	+98
$G	+108
$B	+206
$C	+335

Sire Gardens Hawkeye
***Gardens Blackhawk**
19942679 *Green Garden Ida U58

Dam +*G A R Fire Proof
***Green Garden Anna A408**
19915298 *Green Garden Anna T403

PERFORMANCE RECORDS

BW 65	WW 541	Ratio 109	YW 1218	Ratio 120	ADJ SC 46.48				
IMF 6.02	Ratio 101	REA 12.7	Ratio 114	Rib Fat .36	Ratio 144	ADJ HT 50.5			
Dams Data	9/18/20	WT 1195	WR 3-105	YR 3-107	IMF Ratio 3-95	Rib Ratio 3-104			

AMERICAN ANGUS ASSOCIATION DNA

CED	BW	WW	YW	DMI	YH	SC	DOC	CLAW	ANGLE	HS
42	37	70	45	82	83	31	34	63	64	21
PAP	**HP**	**CEM**	**MILK**	**MW**	**MH**	**CW**	**MARB**	**RE**	**FAT**	**TEND**
27	29	53	64	61	46	36	4	33	74	28

IGENITY DECISION INDEXES

Maternal	Production	Terminal	BCHF EPD	BCHF Rank
6.05	6.85	6.7	2.37	77.9

16 Gardens Blackhawk G083

*21149362 10-03-2024 G083

CED	BW	WW	YW	DMI	SCROTAL	PAP	HP	$M
+13	-.6	+50	+87	+.60	+.68	+.16	+12.9	+94
10%	15%	95%	95%	15%	65%	30%	30%	

CEM	MILK	FL	$EN	HS	DOC	MARB	RE	$W
+17	+27	+1.17	+15	+.38	+26	+1.96	+.61	+57
1%	45%	10%	3%	35%	20%	1%	65%	

$F +98

Sire Gardens Hawkeye
***Gardens Blackhawk**
19942679 *Green Garden Ida U58

Dam Gardens Nustar
***Green Garden Rita V081**
19664037 *Green Garden Rita S070

$G +111 $B +209 $C +365

PERFORMANCE RECORDS

BW 87	WW 523	Ratio 103	YW 952	Ratio 94	ADJ SC 34.63
IMF 5.86	Ratio 104	REA 12.3	Ratio 106	Rib Fat .28	Ratio 104	ADJ HT 48.6
Dams Data 12/3/19	WT 1165	WR 3-101	YR 2-98	IMF Ratio 3-113	Rib Ratio 3-104

AMERICAN ANGUS ASSOCIATION DNA

CED	BW	WW	YW	DMI	YH	SC	DOC	CLAW	ANGLE	HS
14	11	94	86	18	93	56	26	63	91	15
PAP	HP	CEM	MILK	MW	MH	CW	MARB	RE	FAT	TEND
47	33	6	57	99	92	75	2	44	96	2

IGENITY DECISION INDEXES

Maternal	Production	Terminal	BCHF EPD	BCHF Rank
6.55	7.2	7.15	2.79	80.8

17 Gardens Blackhawk G021

*21149287 10-26-2024 G021

CED	BW	WW	YW	DMI	SCROTAL	PAP	HP	$M
+9	+.5	+64	+117	+1.28	+1.17	-.34	+12.9	+66
30%	35%	65%	60%	55%	35%	20%	30%	

CEM	MILK	FL	$EN	HS	DOC	MARB	RE	$W
+11	+27	+.96	-6	-.17	+22	+1.96	+.82	+66
25%	45%	95%	25%	1%	40%	1%	35%	

$F +119

Sire Gardens Hawkeye
***Gardens Blackhawk**
19942679 *Green Garden Ida U58

Dam *Gardens Prime
***Green Garden Lucy V020**
19503806 Green Garden Lucy T020

$G +113 $B +233 $C +368

PERFORMANCE RECORDS

BW 76	WW 509	Ratio 103	YW 943	Ratio 93	ADJ SC 32.83
IMF 4.30	Ratio 72	REA 9.9	Ratio 89	Rib Fat .18	Ratio 72	ADJ HT 47.9
Dams Data 1/31/19	WT 1120	WR 4-110	YR 4-105	IMF Ratio 4-97	Rib Ratio 4-102

AMERICAN ANGUS ASSOCIATION DNA

CED	BW	WW	YW	DMI	YH	SC	DOC	CLAW	ANGLE	HS
46	32	45	24	72	52	7	30	71	98	1
PAP	HP	CEM	MILK	MW	MH	CW	MARB	RE	FAT	TEND
23	61	58	60	45	28	18	1	38	100	13

IGENITY DECISION INDEXES

Maternal	Production	Terminal	BCHF EPD	BCHF Rank
5.9	7.15	7.3	3.67	86

18 Gardens Blackhawk GB21

*21149325 10-16-2024 GB21

CED	BW	WW	YW	DMI	SCROTAL	PAP	HP	$M
+16	-1.3	+57	+104	+1.14	+.73	+.77	+13.4	+82
2%	10%	80%	80%	45%	65%	45%	25%	

CEM	MILK	FL	$EN	HS	DOC	MARB	RE	$W
+14	+28	+1.07	-1	+.20	+23	+1.68	+.55	+63
5%	40%	50%	15%	10%	35%	3%	70%	

$F +83

Sire Gardens Hawkeye
***Gardens Blackhawk**
19942679 *Green Garden Ida U58

Dam *Gardens Econ
***Green Garden Anna AB23**
19911353 Green Garden Anna QB28

$G +97 $B +180 $C +315

PERFORMANCE RECORDS

BW 62	WW 508	Ratio 102	YW 967	Ratio 95	ADJ SC 31.70
IMF 5.63	Ratio 94	REA 11.9	Ratio 107	Rib Fat .33	Ratio 132	ADJ HT 46.5
Dams Data 9/18/20	WT 1420	WR 2-104	YR 2-96	IMF Ratio 2-94	Rib Ratio 2-102

AMERICAN ANGUS ASSOCIATION DNA

CED	BW	WW	YW	DMI	YH	SC	DOC	CLAW	ANGLE	HS
17	22	31	24	74	68	32	40	82	96	7
PAP	HP	CEM	MILK	MW	MH	CW	MARB	RE	FAT	TEND
32	24	48	20	60	43	14	6	32	93	14

IGENITY DECISION INDEXES

Maternal	Production	Terminal	BCHF EPD	BCHF Rank
6.2	6.85	6.8	8.99	99.1

19 Gardens Blackhawk G520

*21149403 09-14-2024 G520

CED	BW	WW	YW	DMI	SCROTAL	PAP	HP	$M
+12	+1.2	+71	+126	+1.02	+.63	+.27	+12.4	+55
10%	50%	45%	45%	35%	70%	35%	40%	

CEM	MILK	FL	$EN	HS	DOC	MARB	RE	$W
+17	+30	+1.05	-33	+.27	+22	+1.72	+.32	+71
1%	25%	60%	85%	20%	40%	3%	90%	

$F +108

Sire Gardens Hawkeye
***Gardens Blackhawk**
19942679 *Green Garden Ida U58

Dam *Gardens Econ
***Green Garden Sidney VE54**
19664124 *Green Garden Sidney SE52

$G +98 $B +206 $C +322

PERFORMANCE RECORDS

BW 68	WW 510	Ratio 103	YW 1057	Ratio 104	ADJ SC 34.52
IMF 4.87	Ratio 81	REA 10.9	Ratio 98	Rib Fat .21	Ratio 84	ADJ HT 49.1
Dams Data 10/10/19	WT 1240	WR 3-100	YR 2-101	IMF Ratio 3-91	Rib Ratio 3-90

AMERICAN ANGUS ASSOCIATION DNA

CED	BW	WW	YW	DMI	YH	SC	DOC	CLAW	ANGLE	HS
42	47	16	19	80	17	33	20	37	94	9
PAP	HP	CEM	MILK	MW	MH	CW	MARB	RE	FAT	TEND
56	29	16	17	7	3	9	2	89	98	10

IGENITY DECISION INDEXES

Maternal	Production	Terminal	BCHF EPD	BCHF Rank
6.65	7.45	7.25	6.52	96.1

Lot 20 Gardens Blackhawk GB34

20 Gardens Blackhawk GB34

*21149327 09-10-2024 GB34

CED	BW	WW	YW	DMI	SCROTAL	PAP	HP	$M
+12	+.4	+47	+79	+.25	+1.71	+1.27	+11.1	+79
10%	30%	95%	95%	4%	10%	55%	60%	

CEM	MILK	FL	$EN	HS	DOC	MARB	RE	$W
+16	+25	+1.05	+14	+.26	+19	+1.71	+.61	+49
1%	60%	60%	4%	20%	55%	3%	65%	

$F +67

Sire Gardens Hawkeye
***Gardens Blackhawk**
19942679 *Green Garden Ida U58

Dam *Gardens Next Star
***Green Garden Barbie UB32**
19356442 Green Garden Barbie SB32

$G +103 $B +171 $C +301

PERFORMANCE RECORDS

BW 78	WW 534	Ratio 108	YW 1012	Ratio 100	ADJ SC 40.36
IMF 4.98	Ratio 83	REA 11.4	Ratio 103	Rib Fat .23	Ratio 92	ADJ HT 48.0
Dams Data 9/20/18	WT 1065	WR 4-102	YR 3-104	IMF Ratio 4-98	Rib Ratio 4-106

AMERICAN ANGUS ASSOCIATION DNA

CED	BW	WW	YW	DMI	YH	SC	DOC	CLAW	ANGLE	HS
16	21	97	91	22	87	30	66	8	69	14
PAP	HP	CEM	MILK	MW	MH	CW	MARB	RE	FAT	TEND
56	77	20	52	90	68	93	3	66	84	6

IGENITY DECISION INDEXES

Maternal	Production	Terminal	BCHF EPD	BCHF Rank
6.5	6.85	6.3	-0.21	53.7

21 Gardens Blackhawk G486

*21149394 | 08-21-2024 | G486

CED	BW	WW	YW	DMI	SCROTAL	PAP	HP	$M
+9	+.8	+49	+90	+.87	+.80	-2.42	+10.8	+56
30%	40%	95%	90%	25%	60%	2%	65%	

CEM	MILK	FL	$EN	HS	DOC	MARB	RE	$W
+10	+28	+1.12	-10	+.41	+18	+1.67	+.53	+46
30%	40%	25%	30%	40%	60%	3%	75%	

$F	+103	
$G	+98	
$B	+202	
$C	+318	

Sire: Gardens Hawkeye
***Gardens Blackhawk**
19942679 *Green Garden Ida U58

Dam: *Gardens Prime R048
***Green Garden Protet V480**
19856008 *Green Garden Protet R42

PERFORMANCE RECORDS

BW 89	WW 500 Ratio 101	YW 1095 Ratio 108	ADJ SC 34.75	
IMF 5.54 Ratio 93	REA 10.1 Ratio 91	Rib Fat .23 Ratio 92	ADJ HT 49.0	
Dams Data 9/2/19	WT 1080	WR 4-102	YR 3-100	IMF Ratio 4-105 / Rib Ratio 4-96

AMERICAN ANGUS ASSOCIATION DNA

CED	BW	WW	YW	DMI	YH	SC	DOC	CLAW	ANGLE	HS
30	32	89	80	30	90	40	77	62	99	21

PAP	HP	CEM	MILK	MW	MH	CW	MARB	RE	FAT	TEND
2	58	61	40	63	57	43	9	55	90	9

IGENITY DECISION INDEXES

Maternal	Production	Terminal	BCHF EPD	BCHF Rank
7.05	7.65	7	3.65	85.8

Lot 24 Gardens Blackhawk G153

22 Gardens Blackhawk FB90

*21149358 | 10-03-2024 | B90F

CED	BW	WW	YW	DMI	SCROTAL	PAP	HP	$M
+18	-4.5	+55	+86	+.74	+.94	-3.19	+16.2	+96
1%	1%	85%	95%	20%	50%	1%	3%	

CEM	MILK	FL	$EN	HS	DOC	MARB	RE	$W
+17	+24	+1.14	+2	+.41	+23	+1.36	+.59	+62
1%	65%	15%	15%	40%	35%	10%	65%	

$F	+71	
$G	+85	
$B	+157	
$C	+300	

Sire: Gardens Hawkeye
***Gardens Blackhawk**
19942679 *Green Garden Ida U58

Dam: *Gardens Endeavor U267
***Green Garden Barbie CB89**
20087646 *Green Gardens Barbie SB85

PERFORMANCE RECORDS

BW 61	WW 466 Ratio 94	YW 904 Ratio 89	ADJ SC 33.28	
IMF 5.04 Ratio 84	REA 11.5 Ratio 104	Rib Fat .25 Ratio 100	ADJ HT 47.1	
Dams Data 2/21/21	WT 1125	WR 2-91	YR 2-88	IMF Ratio 2-82 / Rib Ratio 2-100

AMERICAN ANGUS ASSOCIATION DNA

CED	BW	WW	YW	DMI	YH	SC	DOC	CLAW	ANGLE	HS
2	1	77	90	32	97	17	25	28	73	48

PAP	HP	CEM	MILK	MW	MH	CW	MARB	RE	FAT	TEND
1	7	18	78	86	77	69	15	42	48	44

IGENITY DECISION INDEXES

Maternal	Production	Terminal	BCHF EPD	BCHF Rank
6.95	7.55	7.05	5.37	92.9

23 Gardens Blackhawk G406

*21149323 | 09-13-2024 | G406

CED	BW	WW	YW	DMI	SCROTAL	PAP	HP	$M
+15	-1.4	+44	+86	+.37	+.58	+.07	+12.9	+78
3%	10%	95%	95%	10%	75%	30%	30%	

CEM	MILK	FL	$EN	HS	DOC	MARB	RE	$W
+16	+30	+1.06	+10	+.35	+24	+1.48	+.29	+51
1%	25%	55%	5%	30%	30%	10%	95%	

$F	+81	
$G	+86	
$B	+167	
$C	+295	

Sire: Gardens Hawkeye
***Gardens Blackhawk**
19942679 *Green Garden Ida U58

Dam: *Gardens Econ
***Green Garden Anna A402**
19911332 Green Garden Anna Q401

PERFORMANCE RECORDS

BW 89	WW 523 Ratio 105	YW 990 Ratio 97	ADJ SC 34.64	
IMF 4.91 Ratio 82	REA 10.8 Ratio 97	Rib Fat .19 Ratio 76	ADJ HT 48.1	
Dams Data 10/29/20	WT 1095	WR 3-98	YR 3-94	IMF Ratio 3-93 / Rib Ratio 3-104

AMERICAN ANGUS ASSOCIATION DNA

CED	BW	WW	YW	DMI	YH	SC	DOC	CLAW	ANGLE	HS
4	5	92	57	33	92	76	39	46	100	18

PAP	HP	CEM	MILK	MW	MH	CW	MARB	RE	FAT	TEND
31	27	28	38	94	92	84	5	95	97	6

IGENITY DECISION INDEXES

Maternal	Production	Terminal	BCHF EPD	BCHF Rank
6.75	7.25	6.7	3.88	87

24 Gardens Blackhawk G153

*21149295 | 09-20-2024 | G153

CED	BW	WW	YW	DMI	SCROTAL	PAP	HP	$M
+15	-1.1	+46	+83	+.59	+.38	+.28	+12.3	+68
3%	10%	95%	95%	15%	85%	35%	40%	

CEM	MILK	FL	$EN	HS	DOC	MARB	RE	$W
+15	+23	+1.09	-5	+.34	+27	+1.58	+.39	+40
3%	75%	40%	20%	30%	15%	5%	85%	

$F	+80	
$G	+89	
$B	+169	
$C	+287	

Sire: Gardens Hawkeye
***Gardens Blackhawk**
19942679 *Green Garden Ida U58

Dam: Gardens Surge M86
***Green Garden Blackcap R154**
18512851 *Green Garden Blackcap P156

PERFORMANCE RECORDS

BW 73	WW 496 Ratio 100	YW 970 Ratio 95	ADJ SC 30.70	
IMF 4.90 Ratio 82	REA 11.0 Ratio 99	Rib Fat .37 Ratio 148	ADJ HT 49.3	
Dams Data 10/12/15	WT 1100	WR 8-104	YR 8-102	IMF Ratio 8-104 / Rib Ratio 8-102

AMERICAN ANGUS ASSOCIATION DNA

CED	BW	WW	YW	DMI	YH	SC	DOC	CLAW	ANGLE	HS
18	17	78	70	55	60	33	11	26	92	21

PAP	HP	CEM	MILK	MW	MH	CW	MARB	RE	FAT	TEND
35	31	42	63	35	18	39	15	57	95	6

IGENITY DECISION INDEXES

Maternal	Production	Terminal	BCHF EPD	BCHF Rank
6.35	6.4	6.3	2.15	76.2

25 Gardens Blackhawk G412

*21149379 | 08-21-2024 | G412

CED	BW	WW	YW	DMI	SCROTAL	PAP	HP	$M
+16	-4.0	+35	+62	+.30	+.22	+1.52	+8.9	+72
2%	1%	95%	95%	4%	90%	60%	90%	

CEM	MILK	FL	$EN	HS	DOC	MARB	RE	$W
+18	+30	+1.09	+15	+.40	+21	+1.70	+.49	+45
1%	25%	40%	3%	35%	45%	3%	80%	

$F	+63	
$G	+96	
$B	+159	
$C	+278	

Sire: Gardens Hawkeye
***Gardens Blackhawk**
19942679 *Green Garden Ida U58

Dam: #+*G A R Prophet
Green Garden Anna SB53
18945634 Green Garden Anna HB55

PERFORMANCE RECORDS

BW 71	WW 522 Ratio 105	YW 874 Ratio 86	ADJ SC 31.22	
IMF 5.15 Ratio 86	REA 11.2 Ratio 101	Rib Fat .20 Ratio 80	ADJ HT 46.0	
Dams Data 9/2/16	WT 1055	WR 6-107	YR 5-100	IMF Ratio 5-101 / Rib Ratio 5-103

AMERICAN ANGUS ASSOCIATION DNA

CED	BW	WW	YW	DMI	YH	SC	DOC	CLAW	ANGLE	HS
4	1	99	92	44	90	85	38	75	98	38

PAP	HP	CEM	MILK	MW	MH	CW	MARB	RE	FAT	TEND
70	72	2	46	96	92	88	3	58	95	8

IGENITY DECISION INDEXES

Maternal	Production	Terminal	BCHF EPD	BCHF Rank
6.6	6.9	6.2	1.97	74.8

26 Gardens Blackhawk G260

*21149373 09-18-2024 G260

CED	BW	WW	YW	DMI	SCROTAL	PAP	HP	$M
+13	-.7	+53	+109	+1.44	+1.31	-.90	+12.7	+42
10%	15%	90%	70%	65%	25%	15%	35%	
CEM	**MILK**	**FL**	**$EN**	**HS**	**DOC**	**MARB**	**RE**	**$W**
+16	+36	+1.03	-21	+.37	+15	+1.42	+.27	+58
1%	5%	70%	60%	30%	75%	10%	95%	

$F	+101	
$G	+84	
$B	+186	
$C	+283	

Sire Gardens Hawkeye
***Gardens Blackhawk**
19942679 *Green Garden Ida U58

Dam *Gardens Prime R048
***Green Garden Ella V258**
19618322 *Green Garden Ella R256

PERFORMANCE RECORDS

BW 65	WW 477 Ratio 96	YW 1069 Ratio 105	ADJ SC 36.62
IMF 4.16 Ratio 70	REA 11.5 Ratio 104	Rib Fat .26 Ratio 104	ADJ HT 47.7
Dams Data 1/28/19	WT 1585	WR 2-101 YR 2-106	IMF Ratio 2-89 Rib Ratio 2-94

AMERICAN ANGUS ASSOCIATION DNA

CED	BW	WW	YW	DMI	YH	SC	DOC	CLAW	ANGLE	HS
10	9	85	25	90	59	16	75	68	98	20
PAP	**HP**	**CEM**	**MILK**	**MW**	**MH**	**CW**	**MARB**	**RE**	**FAT**	**TEND**
25	41	6	4	38	10	36	12	81	83	19

IGENITY DECISION INDEXES

Maternal	Production	Terminal	BCHF EPD	BCHF Rank
6.4	6.8	6.15	3.34	84.1



Ref Sire

EXAR Cover The Bases 0819B

+*19850399 10-17-2020 0819B

Sire of Lot 27

CED	BW	WW	YW	RADG	DMI	YH	SCROTAL	DOC	CLAW
+7	+2.0	+78	+140	+.32	+1.24	+.3	+0	+20	+.61
45%	70%	25%	20%	10%	60%	70%	95%	45%	95%
ANGLE	**PAP**	**HS**	**AXJ**	**AXH**	**HP**	**CEM**	**MILK**	**MH**	**MD**
+.52	+3.75	+.47	+217	+275	+9.1	+3	+27	+15	+45
75%	95%	45%	5%	1%	85%	90%	45%	-	-
MWT	**MHT**	**$EN**	**UDDER**	**TEAT**	**FL**	**CWT**	**MARB**	**RE**	**FAT**
+92	+.4	-32	+.35	+.51	+.97	+61	+2.20	+.75	+.035
25%	50%	85%	90%	60%	85%	30%	1%	40%	70%

$M	$W	$F	$G	$B	C
+38	+73	+103	+128	+232	+339
90%	35%	40%	1%	3%	10%

Sire #*E W A Peyton 642
+*Roseda Powerball23 F091
19180956 *Roseda Blackcap B103 D118

Dam *G A R Advance
+*2 Bar GAdvance 5134
18047605 +*2 Bar Cash 3483

AMERICAN ANGUS ASSOCIATION DNA

CED	BW	WW	YW	DMI	YH	SC	DOC	CLAW	ANGLE	HS
51	65	71	44	47	87	88	63	92	84	59
PAP	**HP**	**CEM**	**MILK**	**MW**	**MH**	**CW**	**MARB**	**RE**	**FAT**	**TEND**
85	65	91	49	60	80	63	1	41	75	55

Lot 27 P A R Cover The Bases M37

27 P A R Cover The Bases M37

+*21070779 09-15-2024 M37

CED	BW	WW	YW	DMI	SCROTAL	PAP	HP	$M
+9	+.5	+69	+131	+1.68	+.55	+3.38	+7.1	+37
30%	35%	50%	35%	80%	75%	90%	95%	
CEM	**MILK**	**FL**	**$EN**	**HS**	**DOC**	**MARB**	**RE**	**$W**
+5	+19	+1.05	-27	+.50	+26	+2.01	+.62	+54
80%	95%	60%	75%	55%	20%	1%	60%	

$F	+104	
$G	+117	
$B	+222	
$C	+325	

Sire +*Roseda Powerball23 F091
+*EXAR Cover The Bases 0819B
19850399 +*2 Bar GAdvance 5134

Dam #*Connealy In Sure 8524
#Green Garden Barbie QB10
17975986 Green Garden Barbie LB65

PERFORMANCE RECORDS

BW 86	WW 576 Ratio 100	YW 1211 Ratio 100	ADJ SC 36.93
IMF 6.74 Ratio 100	REA 13.1 Ratio 100	Rib Fat .36 Ratio 100	ADJ HT 47.1
Dams Data 9/182014	WT ET	WR 5-110 YR 5-109	IMF Ratio 11-99 Rib Ratio 11-100

AMERICAN ANGUS ASSOCIATION DNA

CED	BW	WW	YW	DMI	YH	SC	DOC	CLAW	ANGLE	HS
20	25	78	38	76	44	78	19	88	45	58
PAP	**HP**	**CEM**	**MILK**	**MW**	**MH**	**CW**	**MARB**	**RE**	**FAT**	**TEND**
85	91	81	85	37	39	60	1	50	78	16

IGENITY DECISION INDEXES

Maternal	Production	Terminal	BCHF EPD	BCHF Rank
n/a	n/a	n/a	n/a	n/a

Ref Sire

Gardens R048 V437

Sire of Lots 28 - 37

*19503854 02-24-2019 V437

CED	BW	WW	YW	RADG	DMI	YH	SCROTAL	DOC	CLAW
+11	+1.2	+49	+108	+.27	+1.68	+.9	+.34	+23	+.58
20%	50%	90%	70%	40%	85%	15%	85%	30%	85%
ANGLE	PAP	HS	AXJ	AXH	HP	CEM	MILK	MH	MD
+.58	-.93	+.34	+147	+185	+14.1	+14	+28	+2	+11
95%	15%	25%	25%	15%	15%	10%	35%	-	-
MWT	MHT	$EN	UDDER	TEAT	FL	CWT	MARB	RE	FAT
+76	+.7	-24	+.48	+.70	+1.13	+54	+2.01	+.56	+.046
40%	25%	70%	65%	20%	15%	45%	1%	65%	80%

$M	$W	$F	$G	$B	C
+53	+36	+110	+116	+226	+346
70%	95%	25%	1%	3%	10%

Sire *Gardens Prime
***Gardens Prime R048**
18290120 *Green Garden Raven P047

Dam *Gardens Cache
Green Garden Effie S437
18757511 Green Garden Effie KB82

AMERICAN ANGUS ASSOCIATION DNA

CED	BW	WW	YW	DMI	YH	SC	DOC	CLAW	ANGLE	HS
58	87	68	7	99	6	82	41	81	84	16
PAP	HP	CEM	MILK	MW	MH	CW	MARB	RE	FAT	TEND
11	20	22	26	11	6	21	1	43	89	8

IGENITY DECISION INDEXES

Maternal	Production	Terminal	BW	CED	CEM	HPR	MILK	STAY	DOC	WW
7.4	7.05	6.15	5	7	8	10	7	7	6	6
ADG	YW	RFI	SC	MARB	REA	FAT	TEND	HCW	BCHF EPD	BCHF Rank
7	6	4	8	9	5	8	10	5	0.16	57.7

Lot 28 Gardens Venture G281

29 Gardens Venture G16

*21149300 09-20-2024 G16

CED	BW	WW	YW	DMI	SCROTAL	PAP	HP
+7	+2.2	+54	+100	+.99	+.54	-.66	+13.7
45%	70%	90%	85%	35%	75%	15%	20%
CEM	MILK	FL	$EN	HS	DOC	MARB	RE
+13	+24	+1.04	+0	+.57	+27	+1.98	+.47
10%	65%	65%	15%	65%	15%	1%	80%

$M	$W	$F	$G	$B	$C
+79	+46	+75	+116	+192	+328

Sire *Gardens Prime R048
***Gardens R048 V437**
19503854 Green Garden Effie S437

Dam *Gardens Econ
***Green Garden Jilt V12**
19618326 Green Garden Jilt T12

PERFORMANCE RECORDS

BW 76	WW 573	Ratio 116	YW 1087	Ratio 107	ADJ SC 33.18		
IMF 6.11	Ratio 102	REA 11.0	Ratio 99	Rib Fat .23	Ratio 92	ADJ HT 49.3	
Dams Data 2/18/19	WT 1170	WR 4-107	YR 4-102	IMF Ratio 4-98	Rib Ratio 4-95		

AMERICAN ANGUS ASSOCIATION DNA

CED	BW	WW	YW	DMI	YH	SC	DOC	CLAW	ANGLE	HS
91	98	56	26	78	24	64	18	71	60	44
PAP	HP	CEM	MILK	MW	MH	CW	MARB	RE	FAT	TEND
22	16	31	33	67	38	38	1	57	50	14

IGENITY DECISION INDEXES

Maternal	Production	Terminal	BCHF EPD	BCHF Rank
7.5	7.5	6	3.67	86

28 Gardens Venture G281

*21149309 09-29-2024 G281

CED	BW	WW	YW	DMI	SCROTAL	PAP	HP
+9	+1.5	+68	+123	+1.48	+1.21	-.08	+8.6
30%	55%	55%	50%	70%	30%	25%	90%
CEM	MILK	FL	$EN	HS	DOC	MARB	RE
+17	+16	+1.09	-11	+.66	+34	+2.17	+.72
1%	95%	40%	35%	80%	1%	1%	50%

$M	$W	$F	$G	$B	$C
+71	+52	+104	+124	+228	+367

Sire *Gardens Prime R048
***Gardens R048 V437**
19503854 Green Garden Effie S437

Dam Gardens Hawkeye
#*Green Garden Sophie A279
19911326 Green Garden Sophie U274

PERFORMANCE RECORDS

BW 77	WW 573	Ratio 113	YW 1167	Ratio 115	ADJ SC 35.16		
IMF 5.96	Ratio 106	REA 11.7	Ratio 101	Rib Fat .29	Ratio 107	ADJ HT 49.0	
Dams Data 8/22/20	WT 1030	WR 3-117	YR 2-111	IMF Ratio 3-106	Rib Ratio 3-115		

AMERICAN ANGUS ASSOCIATION DNA

CED	BW	WW	YW	DMI	YH	SC	DOC	CLAW	ANGLE	HS
32	59	36	30	99	18	24	16	36	37	74
PAP	HP	CEM	MILK	MW	MH	CW	MARB	RE	FAT	TEND
29	86	2	95	27	14	25	1	43	99	5

IGENITY DECISION INDEXES

Maternal	Production	Terminal	BCHF EPD	BCHF Rank
7.5	7.65	6.5	4.39	89.3

30 Gardens Venture G089

*21149364 10-28-2024 G089

CED	BW	WW	YW	DMI	SCROTAL	PAP	HP
+15	+.5	+59	+119	+1.47	+.78	-.68	+10.3
3%	35%	80%	55%	70%	60%	15%	75%
CEM	MILK	FL	$EN	HS	DOC	MARB	RE
+14	+25	+1.16	-15	+.52	+23	+1.88	+.54
5%	60%	10%	45%	55%	35%	2%	70%

$M	$W	$F	$G	$B	$C
+65	+51	+113	+108	+222	+353

Sire *Gardens Prime R048
***Gardens R048 V437**
19503854 Green Garden Effie S437

Dam *WR Full House
***Green Garden Rita C078**
20325926 *Green Garden Rita U073

PERFORMANCE RECORDS

BW 72	WW 551	Ratio 111	YW 1037	Ratio 102	ADJ SC 33.42		
IMF 6.49	Ratio 109	REA 11.1	Ratio 100	Rib Fat .17	Ratio 68	ADJ HT 49.9	
Dams Data 9/17/21	WT 1060	WR 2-112	YR 1-102	IMF Ratio 2-104	Rib Ratio 2-96		

AMERICAN ANGUS ASSOCIATION DNA

CED	BW	WW	YW	DMI	YH	SC	DOC	CLAW	ANGLE	HS
53	87	56	5	91	22	64	34	87	95	44
PAP	HP	CEM	MILK	MW	MH	CW	MARB	RE	FAT	TEND
20	80	47	44	41	34	29	1	69	89	3

IGENITY DECISION INDEXES

Maternal	Production	Terminal	BCHF EPD	BCHF Rank
7.1	7.45	7	1.98	74.8

31 Gardens Venture G280

*21149308 09-30-2024 G280

CED	BW	WW	YW	DMI	SCROTAL	PAP	HP	$M
+7	+2.0	+44	+88	+1.12	+.61	+.12	+11.0	+70
45%	70%	95%	95%	40%	70%	30%	65%	
CEM	**MILK**	**FL**	**$EN**	**HS**	**DOC**	**MARB**	**RE**	**$W**
+7	+26	+1.07	+6	+.63	+28	+2.26	+.69	+36
65%	50%	50%	10%	75%	15%	1%	55%	

$F +69 **$G** +131 **$B** +201 **$C** +331

Sire *Gardens Prime R048
***Gardens R048 V437**
19503854 Green Garden Effie S437

Dam *Gardens Next Star
Green Garden Sophie U284
19356403 Green Garden Sophie R283

PERFORMANCE RECORDS

BW 82	WW 527	Ratio 106	YW 988	Ratio 97	ADJ SC 33.50		
IMF 8.22	Ratio 137	REA 11.2	Ratio 101	Rib Fat .28	Ratio 112	ADJ HT 48.5	
Dams Data 10/5/18	WT 1050	WR 5-102	YR 4-97	IMF Ratio 5-112	Rib Ratio 5-107		

AMERICAN ANGUS ASSOCIATION DNA

CED	BW	WW	YW	DMI	YH	SC	DOC	CLAW	ANGLE	HS
52	49	92	59	77	79	62	3	92	84	74
PAP	**HP**	**CEM**	**MILK**	**MW**	**MH**	**CW**	**MARB**	**RE**	**FAT**	**TEND**
21	43	87	50	86	80	80	1	41	66	9

IGENITY DECISION INDEXES

Maternal	Production	Terminal	BCHF EPD	BCHF Rank
6.15	6.65	6.55	0.96	65.7

Lot 32 Gardens Venture G074

32 Gardens Venture G074

*21149361 09-05-2024 G074

CED	BW	WW	YW	DMI	SCROTAL	PAP	HP	$M
+13	+.7	+60	+122	+1.51	+1.41	+2.60	+14.3	+58
10%	40%	75%	50%	70%	20%	80%	15%	
CEM	**MILK**	**FL**	**$EN**	**HS**	**DOC**	**MARB**	**RE**	**$W**
+14	+34	+1.10	-33	+.50	+28	+1.50	+.85	+59
5%	10%	35%	85%	55%	15%	10%	35%	

$F +117 **$G** +93 **$B** +211 **$C** +332

Sire *Gardens Prime R048
***Gardens R048 V437**
19503854 Green Garden Effie S437

Dam *WR Full House
***Green Garden Rita D071**
20734126 *Green Garden Rita V070

PERFORMANCE RECORDS

BW 67	WW 528	Ratio 106	YW 1059	Ratio 104	ADJ SC 34.73		
IMF 6.06	Ratio 101	REA 12.2	Ratio 110	Rib Fat .27	Ratio 108	ADJ HT 48.4	
Dams Data 8/26/22	WT 880	WR 1-106	YR 1-104	IMF Ratio 1-101	Rib Ratio 1-110		

AMERICAN ANGUS ASSOCIATION DNA

CED	BW	WW	YW	DMI	YH	SC	DOC	CLAW	ANGLE	HS
31	65	60	4	84	63	13	12	82	95	28
PAP	**HP**	**CEM**	**MILK**	**MW**	**MH**	**CW**	**MARB**	**RE**	**FAT**	**TEND**
80	11	48	18	16	40	15	3	15	84	31

IGENITY DECISION INDEXES

Maternal	Production	Terminal	BCHF EPD	BCHF Rank
5.85	6.6	6.55	5.97	94.8

33 Gardens Venture G274

*21149305 10-02-2024 G274

CED	BW	WW	YW	DMI	SCROTAL	PAP	HP	$M
+9	+1.4	+42	+81	+1.04	+.83	-2.35	+15.5	+78
30%	55%	95%	95%	35%	55%	3%	10%	
CEM	**MILK**	**FL**	**$EN**	**HS**	**DOC**	**MARB**	**RE**	**$W**
+12	+27	+1.18	+0	+.48	+16	+2.25	+.45	+36
15%	45%	10%	15%	50%	70%	1%	80%	

$F +56 **$G** +126 **$B** +183 **$C** +315

Sire *Gardens Prime R048
***Gardens R048 V437**
19503854 Green Garden Effie S437

Dam *Gardens Forward
Green Garden Ella D265
20608262 Green Garden Ella N270

PERFORMANCE RECORDS

BW 65	WW 441	Ratio 89	YW 916	Ratio 90	ADJ SC 34.09		
IMF 7.91	Ratio 132	REA 10.5	Ratio 95	Rib Fat .21	Ratio 84	ADJ HT 47.6	
Dams Data 10/12/22	WT 784	WR 1-89	YR 1-90	IMF Ratio 1-132	Rib Ratio 1-95		

AMERICAN ANGUS ASSOCIATION DNA

CED	BW	WW	YW	DMI	YH	SC	DOC	CLAW	ANGLE	HS
71	67	89	77	75	9	65	81	82	98	40
PAP	**HP**	**CEM**	**MILK**	**MW**	**MH**	**CW**	**MARB**	**RE**	**FAT**	**TEND**
2	3	21	31	64	22	88	1	61	93	6

IGENITY DECISION INDEXES

Maternal	Production	Terminal	BCHF EPD	BCHF Rank
6.6	5.8	4	0.63	62.5

34 Gardens Venture G297

*21149317 09-26-2024 G297

CED	BW	WW	YW	DMI	SCROTAL	PAP	HP	$M
+11	-.1	+47	+92	+.68	+.31	-.41	+11.3	+62
15%	25%	95%	90%	15%	85%	20%	60%	
CEM	**MILK**	**FL**	**$EN**	**HS**	**DOC**	**MARB**	**RE**	**$W**
+12	+24	+1.05	-1	+.23	+14	+1.97	+.50	+40
15%	65%	60%	15%	15%	75%	1%	75%	

$F +85 **$G** +114 **$B** +199 **$C** +320

Sire *Gardens Prime R048
***Gardens R048 V437**
19503854 Green Garden Effie S437

Dam *Gardens Blackhawk
***Green Garden Sophie D289**
20608272 Green Garden Sophie A284

PERFORMANCE RECORDS

BW 59	WW 457	Ratio 92	YW 990	Ratio 97	ADJ SC 33.40		
IMF 5.68	Ratio 95	REA 12.1	Ratio 109	Rib Fat .23	Ratio 92	ADJ HT 47.9	
Dams Data 9/22/22	WT 868	WR 1-92	YR 1-97	IMF Ratio 1-95	Rib Ratio 1-109		

AMERICAN ANGUS ASSOCIATION DNA

CED	BW	WW	YW	DMI	YH	SC	DOC	CLAW	ANGLE	HS
47	51	69	25	78	5	58	64	76	77	7
PAP	**HP**	**CEM**	**MILK**	**MW**	**MH**	**CW**	**MARB**	**RE**	**FAT**	**TEND**
20	45	78	58	37	9	43	1	73	89	15

IGENITY DECISION INDEXES

Maternal	Production	Terminal	BCHF EPD	BCHF Rank
6.85	7.4	6.15	0.79	64.1

35 Gardens Venture GE63

*21149378 09-17-2024 GE63

CED	BW	WW	YW	DMI	SCROTAL	PAP	HP	$M
+10	-.1	+55	+107	+.97	-.29	+.81	+11.3	+49
20%	25%	85%	75%	30%	95%	45%	60%	
CEM	**MILK**	**FL**	**$EN**	**HS**	**DOC**	**MARB**	**RE**	**$W**
+9	+29	+1.04	-15	+.46	+23	+1.71	+.81	+54
40%	30%	65%	45%	45%	35%	3%	40%	

$F +111 **$G** +104 **$B** +215 **$C** +328

Sire *Gardens Prime R048
***Gardens R048 V437**
19503854 Green Garden Effie S437

Dam +*G A R Forecast
#*Green Garden Barbie TE63
19123920 Green Garden Barbie MB2

PERFORMANCE RECORDS

BW 80	WW 497	Ratio 100	YW 1054	Ratio 104	ADJ SC 31.58		
IMF 4.49	Ratio 75	REA 11.3	Ratio 102	Rib Fat .22	Ratio 88	ADJ HT 50.7	
Dams Data 9/20/17	WT 1280	WR 6-105	YR 5-102	IMF Ratio 6-89	Rib Ratio 6-109		

AMERICAN ANGUS ASSOCIATION DNA

CED	BW	WW	YW	DMI	YH	SC	DOC	CLAW	ANGLE	HS
44	55	61	15	87	23	98	66	54	88	34
PAP	**HP**	**CEM**	**MILK**	**MW**	**MH**	**CW**	**MARB**	**RE**	**FAT**	**TEND**
46	61	87	45	32	26	30	1	23	76	4

IGENITY DECISION INDEXES

Maternal	Production	Terminal	BCHF EPD	BCHF Rank
n/a	n/a	n/a	n/a	n/a

36 Gardens Venture G63

*21149346 09-23-2024 G63

CED	BW	WW	YW	DMI	SCROTAL	PAP	HP	$M
+13	-.6	+49	+105	+1.31	+.57	-1.55	+12.8	+59
10%	15%	95%	80%	55%	75%	10%	35%	
CEM	**MILK**	**FL**	**$EN**	**HS**	**DOC**	**MARB**	**RE**	**$W**
+14	+30	+1.12	-19	+.11	+22	+1.75	+.58	+44
5%	25%	25%	55%	5%	40%	2%	65%	

Sire	*Gardens Prime R048	$F	+93
***Gardens R048 V437**		$G	+103
19503854	Green Garden Effie S437	$B	+197
Dam	*Gardens Endeavor U267	$C	+315
***Green Garden Protet C55**			
20087676	*Green Garden Protet S47		

PERFORMANCE RECORDS

BW 69	WW 531 Ratio 107	YW 1099 Ratio 108		ADJ SC 32.46
IMF 5.54 Ratio 93	REA 10.7 Ratio 96	Rib Fat .21 Ratio 84		ADJ HT 48.8
Dams Data 6/17/21	WT 1275	WR 2-113	YR 2-114	IMF Ratio 2-100 Rib Ratio 2-99

AMERICAN ANGUS ASSOCIATION DNA

CED	BW	WW	YW	DMI	YH	SC	DOC	CLAW	ANGLE	HS
13	34	72	12	88	15	63	38	30	39	4
PAP	**HP**	**CEM**	**MILK**	**MW**	**MH**	**CW**	**MARB**	**RE**	**FAT**	**TEND**
6	12	19	20	28	8	46	1	17	92	1

IGENITY DECISION INDEXES

Maternal	Production	Terminal	BCHF EPD	BCHF Rank
7.4	7.45	6.7	4.19	88.4

37 Gardens Venture GE29

*21149376 09-19-2024 GE29

CED	BW	WW	YW	DMI	SCROTAL	PAP	HP	$M
+7	+3.0	+58	+107	+1.11	+1.11	-1.23	+9.5	+33
45%	85%	80%	75%	40%	35%	10%	85%	
CEM	**MILK**	**FL**	**$EN**	**HS**	**DOC**	**MARB**	**RE**	**$W**
+10	+19	+1.01	-15	+.31	+12	+1.70	+.32	+37
30%	95%	80%	45%	25%	85%	3%	90%	

Sire	*Gardens Prime R048	$F	+95
***Gardens R048 V437**		$G	+97
19503854	Green Garden Effie S437	$B	+193
Dam	*Gardens Next Star	$C	+283
Green Garden Koeta SE19			
18848761	Green Garden Koeta GE15		

PERFORMANCE RECORDS

BW 82	WW 566 Ratio 114	YW 1152 Ratio 113		ADJ SC 37.15
IMF 6.02 Ratio 101	REA 10.6 Ratio 95	Rib Fat .26 Ratio 104		ADJ HT 48.7
Dams Data 10/17/16	WT 1160	WR 6-104	YR 6-103	IMF Ratio 6-106 Rib Ratio 6-98

AMERICAN ANGUS ASSOCIATION DNA

CED	BW	WW	YW	DMI	YH	SC	DOC	CLAW	ANGLE	HS
48	79	50	32	79	34	21	55	57	56	13
PAP	**HP**	**CEM**	**MILK**	**MW**	**MH**	**CW**	**MARB**	**RE**	**FAT**	**TEND**
5	65	53	87	16	14	42	2	82	76	13

IGENITY DECISION INDEXES

Maternal	Production	Terminal	BCHF EPD	BCHF Rank
6.8	7.6	6.8	-1.79	35.6

Ref Sire

Gardens Cache

*17709960 02-23-2013 P079

Sire of Lots 38 - 39

CED	BW	WW	YW	RADG	DMI	YH	SCROTAL	DOC	CLAW
+7	+1.3	+61	+114	+.26	+1.21	+.2	+1.61	+27	+.48
45%	55%	70%	60%	45%	55%	80%	15%	15%	50%
ANGLE	**PAP**	**HS**	**AXJ**	**AXH**	**HP**	**CEM**	**MILK**	**MH**	**MD**
+.58	+1.19	+.45	+194	+226	+12.3	+9	+25	+76	+247
95%	55%	40%	10%	5%	35%	40%	55%	-	-
MWT	**MHT**	**$EN**	**UDDER**	**TEAT**	**FL**	**CWT**	**MARB**	**RE**	**FAT**
+41	+0	-5	+.35	+.38	+.92	+47	+1.67	+.92	+.030
80%	80%	25%	90%	80%	95%	60%	2%	20%	65%

$M	$W	$F	$G	$B	C
+62	+67	+95	+105	+201	+323
55%	45%	55%	2%	10%	15%

Sire	#*Mytty In Focus
#*A A R Ten X 7008 S A	
15719841	#A A R Lady Kelton 5551
Dam	#Gardens Wave
Green Garden Rita K078	
16443735	Green Garden Rita D076 S1

AMERICAN ANGUS ASSOCIATION DNA

CED	BW	WW	YW	DMI	YH	SC	DOC	CLAW	ANGLE	HS
63	36	66	47	67	82	5	18	29	87	49
PAP	**HP**	**CEM**	**MILK**	**MW**	**MH**	**CW**	**MARB**	**RE**	**FAT**	**TEND**
44	32	44	51	70	77	47	2	26	74	6

38 P A R Cache M99

+*21318408 08-29-2024 M99

CED	BW	WW	YW	DMI	SCROTAL	PAP	HP	$M
+8	-.3	+46	+75	+.32	-.15	+.46	+14.9	+97
35%	20%	95%	95%	5%	95%	35%	10%	
CEM	**MILK**	**FL**	**$EN**	**HS**	**DOC**	**MARB**	**RE**	**$W**
+8	+24	+1.14	+17	+.79	+28	+1.76	+.85	+49
55%	65%	15%	3%	90%	15%	2%	35%	

Sire	#*A A R Ten X 7008 S A	$F	+82
***Gardens Cache**		$G	+109
17709960	Green Garden Rita K078	$B	+192
Dam	#*Mill Brae Identified 4031	$C	+346
+*G A R Identified 1530			
19862617	*G A R Sure Fire 387		

PERFORMANCE RECORDS

BW 88	WW 484 Ratio 100	YW 962 Ratio 100		ADJ SC 34.39
IMF 6.54 Ratio 116	REA 10.9 Ratio 99	Rib Fat .23 Ratio 100		ADJ HT 48.6
Dams Data 9/2/20	WT ET	WR 3-103	YR N/A-N/A	IMF Ratio 5-95 Rib Ratio 5-105

AMERICAN ANGUS ASSOCIATION DNA

CED	BW	WW	YW	DMI	YH	SC	DOC	CLAW	ANGLE	HS
44	30	94	98	13	83	91	14	34	42	93
PAP	**HP**	**CEM**	**MILK**	**MW**	**MH**	**CW**	**MARB**	**RE**	**FAT**	**TEND**
34	13	64	69	97	83	82	2	38	48	28

IGENITY DECISION INDEXES

Maternal	Production	Terminal	BCHF EPD	BCHF Rank
n/a	n/a	n/a	n/a	n/a

39 P A R Cache ME25

+*21072064 08-28-2024 MPC5

CED	BW	WW	YW	DMI	SCROTAL	PAP	HP	$M
+5	+1.9	+51	+91	+.71	+1.12	+3.24	+12.5	+74
60%	65%	90%	90%	15%	35%	90%	40%	
CEM	**MILK**	**FL**	**$EN**	**HS**	**DOC**	**MARB**	**RE**	**$W**
+8	+27	+1.12	+9	+.51	+19	+1.49	+.40	+52
55%	45%	25%	10%	55%	55%	10%	85%	

Sire	#*A A R Ten X 7008 S A	$F	+101
***Gardens Cache**		$G	+85
17709960	Green Garden Rita K078	$B	+187
Dam	#*Gardens Prime Star	$C	+317
Green Garden Sidney JE25			
16314616	Green Garden Sidney DE2 S1		

PERFORMANCE RECORDS

BW 95	WW 555 Ratio 100	YW 1054 Ratio 100		ADJ SC 39.36
IMF 7.28 Ratio 100	REA 12.4 Ratio 100	Rib Fat .44 Ratio 100		ADJ HT 45.6
Dams Data 9/18/08	WT ET	WR 11-97	YR 9-98	IMF Ratio 13-103 Rib Ratio 13-102

AMERICAN ANGUS ASSOCIATION DNA

CED	BW	WW	YW	DMI	YH	SC	DOC	CLAW	ANGLE	HS
60	30	90	95	13	95	43	65	51	92	52
PAP	**HP**	**CEM**	**MILK**	**MW**	**MH**	**CW**	**MARB**	**RE**	**FAT**	**TEND**
87	36	56	22	98	99	71	6	86	99	27

IGENITY DECISION INDEXES

Maternal	Production	Terminal	BCHF EPD	BCHF Rank
n/a	n/a	n/a	n/a	n/a

Ref Sire

Gardens Effect

Sire of Lots 40 - 46

*19915333 09-18-2020 A52

CED	BW	WW	YW	RADG	DMI	YH	SCROTAL	DOC	CLAW
+15	-1.5	+53	+90	+.21	+.28	+.7	+1.36	+25	+.56
3%	10%	85%	85%	85%	10%	30%	20%	25%	80%
ANGLE	**PAP**	**HS**	**AXJ**	**AXH**	**HP**	**CEM**	**MILK**	**MH**	**MD**
+.50	+.76	+.39	+176	+211	+13.0	+14	+32	+1	+9
65%	45%	30%	15%	10%	25%	10%	15%	-	-
MWT	**MHT**	**$EN**	**UDDER**	**TEAT**	**FL**	**CWT**	**MARB**	**RE**	**FAT**
+20	+.2	+2	+.56	+.54	+1.14	+46	+1.83	+.65	+.042
90%	65%	15%	40%	50%	15%	65%	1%	50%	75%

$M	$W	$F	$G	$B	C
+89	+65	+96	+109	+205	+355
10%	50%	50%	2%	10%	4%

Sire #+*G A R Sure Fire
+*G A R Fire Proof
18636173 +*G A R Momentum 784

Dam *Gardens Cache
Green Garden Protet R48
18512874 #Green Garden Protet G44

AMERICAN ANGUS ASSOCIATION DNA

CED	BW	WW	YW	DMI	YH	SC	DOC	CLAW	ANGLE	HS
18	30	64	51	23	14	25	25	42	24	29
PAP	**HP**	**CEM**	**MILK**	**MW**	**MH**	**CW**	**MARB**	**RE**	**FAT**	**TEND**
46	30	41	10	62	30	41	1	70	88	15

IGENITY DECISION INDEXES

Maternal	Production	Terminal	BW	CED	CEM	HPR	MILK	STAY	DOC	WW
6.05	6.45	6.7	5	8	8	7	5	4	9	7
ADG	**YW**	**RFI**	**SC**	**MARB**	**REA**	**FAT**	**TEND**	**HCW**	**BCHF EPD**	**BCHF Rank**
8	7	8	10	10	6	8	3	8	1.02	66.4

Lot 40 Gardens Effect G64

41 Gardens Effect G161

*21149301 08-29-2024 G161

CED	BW	WW	YW	DMI	SCROTAL	PAP	HP
+13	-.5	+63	+105	+1.25	+.86	-.74	+11.3
10%	20%	70%	80%	50%	55%	15%	60%
CEM	**MILK**	**FL**	**$EN**	**HS**	**DOC**	**MARB**	**RE**
+14	+30	+1.05	-2	+.64	+21	+1.88	+.71
5%	25%	60%	15%	75%	45%	2%	50%

$M	$W	$F	$G	$B	$C
+78	+74	+104	+113	+217	+359

Sire +*G A R Fire Proof
***Gardens Effect**
19915333 Green Garden Protet R48

Dam *WR Full House
***Green Garden Blackcap D155**
20608248 Green Garden Blackcap R155

PERFORMANCE RECORDS

BW 63	WW 514	Ratio 104	YW 1138	Ratio 112	ADJ SC 33.00		
IMF 6.83	Ratio 114	REA 11.0	Ratio 99	Rib Fat .26	Ratio 104	ADJ HT 48.2	
Dams Data 9/12/22	WT 822	WR 1-104	YR 1-112	IMF Ratio 1-114	Rib Ratio 1-99		

AMERICAN ANGUS ASSOCIATION DNA

CED	BW	WW	YW	DMI	YH	SC	DOC	CLAW	ANGLE	HS
24	19	84	90	24	50	20	57	82	96	57
PAP	**HP**	**CEM**	**MILK**	**MW**	**MH**	**CW**	**MARB**	**RE**	**FAT**	**TEND**
18	18	30	19	94	69	77	1	78	53	71

IGENITY DECISION INDEXES

Maternal	Production	Terminal	BCHF EPD	BCHF Rank
6.25	6.8	7.35	4.7	90.6

40 Gardens Effect G64

*21149347 08-24-2024 G64

CED	BW	WW	YW	DMI	SCROTAL	PAP	HP
+10	+1.2	+62	+117	+1.30	+.76	-.33	+15.5
20%	50%	70%	60%	55%	60%	20%	10%
CEM	**MILK**	**FL**	**$EN**	**HS**	**DOC**	**MARB**	**RE**
+13	+37	+1.09	-11	+.12	+19	+1.94	+.64
10%	3%	40%	35%	10%	55%	1%	60%

$M	$W	$F	$G	$B	$C
+83	+73	+129	+113	+242	+397

Sire +*G A R Fire Proof
***Gardens Effect**
19915333 Green Garden Protet R48

Dam *Gardens Endeavor U267
***Green Garden Ida C54**
20087674 *Green Garden Ida U58

PERFORMANCE RECORDS

BW 74	WW 515	Ratio 104	YW 1057	Ratio 104	ADJ SC 32.50		
IMF 6.32	Ratio 106	REA 10.7	Ratio 96	Rib Fat .19	Ratio 76	ADJ HT 48.6	
Dams Data 4/14/21	WT 924	WR 2-104	YR 2-102	IMF Ratio 2-114	Rib Ratio 2-95		

AMERICAN ANGUS ASSOCIATION DNA

CED	BW	WW	YW	DMI	YH	SC	DOC	CLAW	ANGLE	HS
77	92	41	6	79	47	47	53	80	69	4
PAP	**HP**	**CEM**	**MILK**	**MW**	**MH**	**CW**	**MARB**	**RE**	**FAT**	**TEND**
22	8	26	4	56	50	7	1	68	98	2

IGENITY DECISION INDEXES

Maternal	Production	Terminal	BCHF EPD	BCHF Rank
7.15	7.5	7.7	-0.31	52.5

42 Gardens Effect G027

*21149291 10-09-2024 G027

CED	BW	WW	YW	DMI	SCROTAL	PAP	HP
+12	+1.0	+70	+122	+1.01	+1.07	+1.70	+12.6
10%	45%	50%	50%	35%	40%	65%	35%
CEM	**MILK**	**FL**	**$EN**	**HS**	**DOC**	**MARB**	**RE**
+12	+32	+1.06	+12	+.34	+23	+1.60	+.67
15%	15%	55%	4%	30%	35%	4%	55%

$M	$W	$F	$G	$B	$C
+107	+87	+124	+96	+220	+392

Sire +*G A R Fire Proof
***Gardens Effect**
19915333 Green Garden Protet R48

Dam *WR Full House
***Green Garden Lucy C021**
20325911 *Green Garden Lucy V020

PERFORMANCE RECORDS

BW 85	WW 612	Ratio 123	YW 1038	Ratio 102	ADJ SC 34.31		
IMF 7.47	Ratio 125	REA 9.8	Ratio 88	Rib Fat .22	Ratio 88	ADJ HT 47.8	
Dams Data 9/11/21	WT 1045	WR 1-123	YR 1-102	IMF Ratio 1-125	Rib Ratio 1-88		

AMERICAN ANGUS ASSOCIATION DNA

CED	BW	WW	YW	DMI	YH	SC	DOC	CLAW	ANGLE	HS
28	64	27	10	60	40	24	58	42	44	26
PAP	**HP**	**CEM**	**MILK**	**MW**	**MH**	**CW**	**MARB**	**RE**	**FAT**	**TEND**
50	58	54	23	80	50	8	4	60	98	22

IGENITY DECISION INDEXES

Maternal	Production	Terminal	BCHF EPD	BCHF Rank
6.25	7.05	7.25	0.74	63.5

43 Gardens Effect G496

*21149397 09-22-2024 G496

CED	BW	WW	YW	DMI	SCROTAL	PAP	HP	$M
+10	+.3	+55	+94	+.88	+.86	+1.53	+15.0	+80
20%	30%	85%	90%	25%	55%	60%	10%	

CEM	MILK	FL	$EN	HS	DOC	MARB	RE	$W
+10	+32	+1.07	-4	+.35	+24	+1.38	+.65	+64
30%	15%	50%	20%	30%	30%	10%	60%	

$F +85

Sire +*G A R Fire Proof
*Gardens Effect
19915333 Green Garden Protet R48

Dam *Gardens Radar
*Green Garden Sidney CE34
20087652 *Green Garden Sidney TE32

$G +88 $B +174 $C +306

PERFORMANCE RECORDS

BW 74	WW 569	Ratio 115	YW 1099	Ratio 108	ADJ SC 36.93
IMF 4.76	Ratio 80	REA 12.9	Ratio 116	Rib Fat .22	Ratio 88	ADJ HT 50.8
Dams Data 3/7/21	WT 1165	WR 2-112	YR 1-108	IMF Ratio 2-104	Rib Ratio 2-115

AMERICAN ANGUS ASSOCIATION DNA

CED	BW	WW	YW	DMI	YH	SC	DOC	CLAW	ANGLE	HS
44	42	86	87	41	23	50	37	85	35	48
PAP	HP	CEM	MILK	MW	MH	CW	MARB	RE	FAT	TEND
63	12	63	11	71	62	75	25	74	45	27

IGENITY DECISION INDEXES

Maternal	Production	Terminal	BCHF EPD	BCHF Rank
6.2	6.5	6.45	2.8	80.8

44 Gardens Effect G256

*21149371 10-07-2024 G256

CED	BW	WW	YW	DMI	SCROTAL	PAP	HP	$M
+14	+.5	+59	+110	+.78	+1.35	+.12	+9.4	+79
4%	35%	80%	70%	20%	25%	30%	85%	

CEM	MILK	FL	$EN	HS	DOC	MARB	RE	$W
+13	+38	+1.12	-6	+.31	+22	+1.93	+.60	+73
10%	3%	25%	25%	25%	40%	1%	65%	

$F +129

Sire +*G A R Fire Proof
*Gardens Effect
19915333 Green Garden Protet R48

Dam *WR Full House
*Green Garden Ella C260
20325907 *Green Garden Ella V258

$G +108 $B +238 $C +388

PERFORMANCE RECORDS

BW 86	WW 536	Ratio 106	YW 1029	Ratio 102	ADJ SC 35.25
IMF 5.12	Ratio 91	REA 12.1	Ratio 104	Rib Fat .31	Ratio 115	ADJ HT 49.7
Dams Data 9/6/21	WT 1265	WR 2-104	YR 2-103	IMF Ratio 2-94	Rib Ratio 2-101

AMERICAN ANGUS ASSOCIATION DNA

CED	BW	WW	YW	DMI	YH	SC	DOC	CLAW	ANGLE	HS
23	36	62	41	34	19	16	33	40	39	21
PAP	HP	CEM	MILK	MW	MH	CW	MARB	RE	FAT	TEND
34	53	40	2	74	25	16	1	88	99	29

IGENITY DECISION INDEXES

Maternal	Production	Terminal	BCHF EPD	BCHF Rank
6.8	6.95	6.7	-0.66	48.5

45 Gardens Effect GB30

*21149326 10-12-2024 GB30

CED	BW	WW	YW	DMI	SCROTAL	PAP	HP	$M
+15	-1.2	+46	+86	+.37	+.21	+.69	+15.8	+92
3%	10%	95%	95%	10%	90%	40%	4%	

CEM	MILK	FL	$EN	HS	DOC	MARB	RE	$W
+17	+28	+1.14	+11	+.34	+15	+1.93	+.40	+51
1%	40%	15%	5%	30%	75%	1%	85%	

$F +76

Sire +*G A R Fire Proof
*Gardens Effect
19915333 Green Garden Protet R48

Dam *WR Full House
*Green Garden Barbie CB34
20325917 *Green Garden Barbie UB32

$G +111 $B +187 $C +335

PERFORMANCE RECORDS

BW 78	WW 532	Ratio 107	YW 994	Ratio 98	ADJ SC 31.91
IMF 6.94	Ratio 116	REA 10.1	Ratio 91	Rib Fat .17	Ratio 68	ADJ HT 48.4
Dams Data 9/22/21	WT 988	WR 2-100	YR 2-97	IMF Ratio 2-101	Rib Ratio 2-95

AMERICAN ANGUS ASSOCIATION DNA

CED	BW	WW	YW	DMI	YH	SC	DOC	CLAW	ANGLE	HS
16	27	85	55	26	30	77	84	56	50	16
PAP	HP	CEM	MILK	MW	MH	CW	MARB	RE	FAT	TEND
52	8	31	30	83	45	82	1	94	87	37

IGENITY DECISION INDEXES

Maternal	Production	Terminal	BCHF EPD	BCHF Rank
6.2	6.3	6.35	1.99	74.9

46 Gardens Effect G026

*21149290 09-30-2024 G026

CED	BW	WW	YW	DMI	SCROTAL	PAP	HP	$M
+9	+1.2	+46	+88	+.57	+.38	+2.21	+12.3	+100
30%	50%	95%	95%	10%	85%	75%	40%	

CEM	MILK	FL	$EN	HS	DOC	MARB	RE	$W
+15	+33	+1.18	+15	+.64	+27	+1.47	+.29	+57
3%	15%	10%	3%	75%	15%	10%	95%	

$F +104

Sire +*G A R Fire Proof
*Gardens Effect
19915333 Green Garden Protet R48

Dam *WR Full House
*Green Garden Lucy C019
20325939 *Green Garden Lucy S61

$G +82 $B +186 $C +341

PERFORMANCE RECORDS

BW 67	WW 470	Ratio 95	YW 897	Ratio 88	ADJ SC 34.02
IMF 4.82	Ratio 81	REA 10.3	Ratio 93	Rib Fat .19	Ratio 76	ADJ HT 47.0
Dams Data 9/8/21	WT 902	WR 1-95	YR 1-88	IMF Ratio 3-94	Rib Ratio 3-98

AMERICAN ANGUS ASSOCIATION DNA

CED	BW	WW	YW	DMI	YH	SC	DOC	CLAW	ANGLE	HS
35	50	93	65	28	23	53	19	42	15	75
PAP	HP	CEM	MILK	MW	MH	CW	MARB	RE	FAT	TEND
58	23	3	21	97	62	60	3	97	100	5

IGENITY DECISION INDEXES

Maternal	Production	Terminal	BCHF EPD	BCHF Rank
5.45	6.35	6.4	2.06	75.5

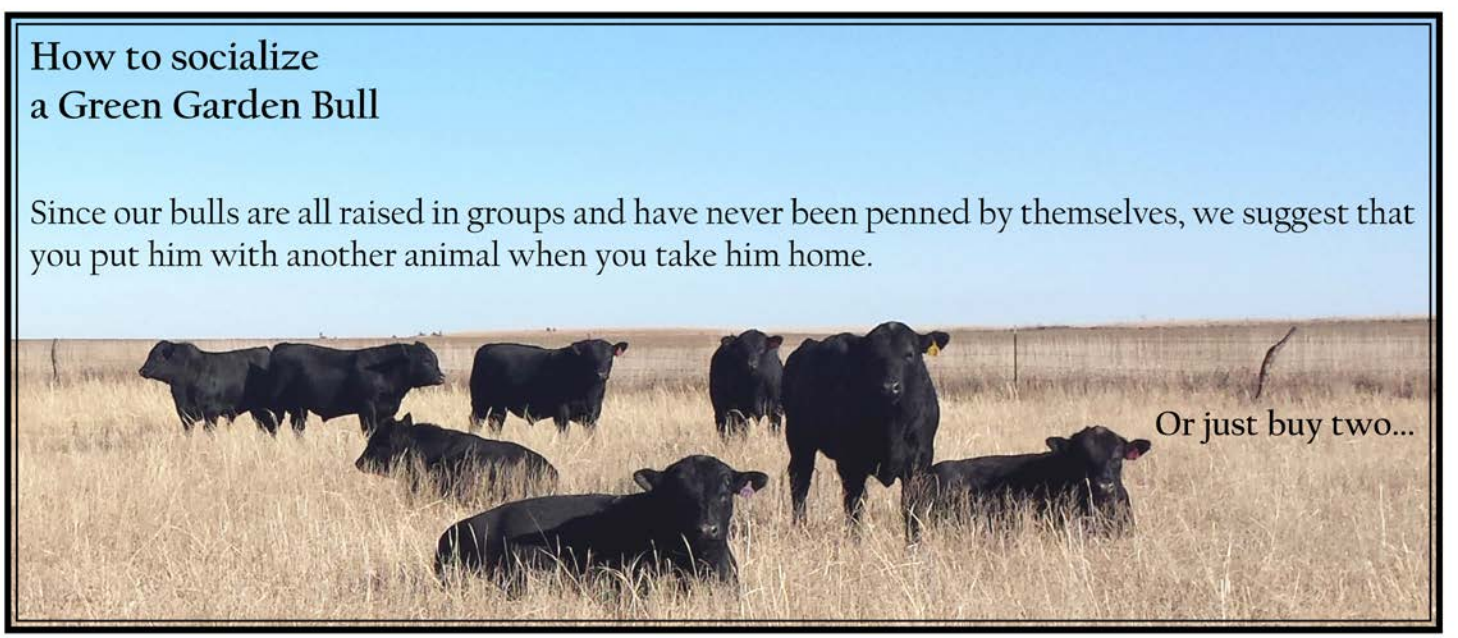

Ref Sire

EXAR Salvation 2788B

Sire of Lots 47 - 49

+*20446943 08-15-2022 2788B

Sire
***SG Salvation**
19559741
#+*Baldridge Alternative E125
+*MGR JP Rita 7037

Dam
***EXAR Rita 0583**
19823057
#+*E W A West Point 7258
+*Crazy K Rita 8172

CED	BW	WW	YW	RADG	DMI	YH	SCROTAL	DOC	CLAW
+14	+.8	+86	+154	+.32	+1.68	+.3	+1.12	+26	+.44
4%	40%	10%	10%	10%	85%	70%	35%	20%	30%
ANGLE	PAP	HS	AXJ	AXH	HP	CEM	MILK	MH	MD
+.55	+2.26	+.53	+281	+300	+11.1	+13	+26	N/A	N/A
85%	75%	55%	1%	1%	55%	10%	50%	-	-
MWT	MHT	$EN	UDDER	TEAT	FL	CWT	MARB	RE	FAT
+109	+.4	-40	+.42	+.26	+1.08	+80	+1.57	+1.41	+.027
10%	50%	95%	75%	95%	35%	5%	3%	1%	60%

$M	$W	$F	$G	$B	C
+61	+84	+137	+106	+244	+377
55%	15%	3%	2%	1%	2%

AMERICAN ANGUS ASSOCIATION DNA

CED	BW	WW	YW	DMI	YH	SC	DOC	CLAW	ANGLE	HS
7	22	18	4	83	67	22	32	46	74	58
PAP	HP	CEM	MILK	MW	MH	CW	MARB	RE	FAT	TEND
80	50	37	69	10	46	5	4	3	63	21

47 P A R Salvation M3

*21238551 11-18-2024 M3

CED	BW	WW	YW	DMI	SCROTAL	PAP	HP
+12	+0	+72	+129	+.49	+1.02	+1.25	+10.2
10%	25%	40%	40%	10%	45%	55%	75%
CEM	MILK	FL	$EN	HS	DOC	MARB	RE
+12	+23	+1.09	-18	+.51	+20	+1.52	+1.06
15%	75%	40%	50%	55%	50%	10%	15%

$M	$W	$F	$G	$B	$C
+62	+70	+123	+100	+224	+353

Sire *SG Salvation
+*EXAR Salvation 2788B
20446943 *EXAR Rita 0583

Dam *Gardens Pay Back
Green Garden Barbie RE51
18512893 Green Garden Barbie B72L

PERFORMANCE RECORDS

BW 80	WW 615	Ratio 88	YW 1164	Ratio 95	ADJ SC 39.00		
IMF 5.53	Ratio 109	REA 13.6	Ratio 100	Rib Fat .28	Ratio 88	ADJ HT 47.4	
Dams Data 9/2/15	WT 1330	WR 7-104	YR 7-103	IMF Ratio 7-96	Rib Ratio 7-100		

AMERICAN ANGUS ASSOCIATION DNA

CED	BW	WW	YW	DMI	YH	SC	DOC	CLAW	ANGLE	HS
21	37	18	13	43	67	12	63	68	83	46
PAP	HP	CEM	MILK	MW	MH	CW	MARB	RE	FAT	TEND
60	65	43	89	15	46	13	3	10	47	24

IGENITY DECISION INDEXES

Maternal	Production	Terminal	BCHF EPD	BCHF Rank
n/a	n/a	n/a	n/a	n/a

P A R Salvation M0 Lot 49

48 P A R Salvation M14

21238549 11-24-2024 M14

CED	BW	WW	YW	DMI	SCROTAL	PAP	HP
+14	+0	+61	+112	I+1.26	+1.18	I+1.09	I+12.7
4%	25%	75%	65%	55%	35%	50%	35%
CEM	MILK	FL	$EN	HS	DOC	MARB	RE
+12	+28	I+1.10	-16	I+.44	I+18	+1.67	+.85
15%	40%	35%	45%	45%	60%	3%	35%

$M	$W	$F	$G	$B	$C
+65	+59	+109	+103	+212	+340

Sire *SG Salvation
+*EXAR Salvation 2788B
20446943 *EXAR Rita 0583

Dam Gardens Cache R229
***Green Garden Sidney SE25**
18848729 Green Garden Sidney JE25

PERFORMANCE RECORDS

BW 78	WW 611	Ratio 108	YW 1185	Ratio 109	ADJ SC 39.67		
IMF 4.79	Ratio 93	REA 12.8	Ratio 101	Rib Fat .31	Ratio 100	ADJ HT 47.1	
Dams Data 12/5/16	WT 1160	WR 6-106	YR 5-102	IMF Ratio 5-111	Rib Ratio 5-107		

AMERICAN ANGUS ASSOCIATION DNA

CED	BW	WW	YW	DMI	YH	SC	DOC	CLAW	ANGLE	HS
N/A	N/A	N/A	N/A	N/A	N/A	N/A	N/A	N/A	N/A	N/A
PAP	HP	CEM	MILK	MW	MH	CW	MARB	RE	FAT	TEND
N/A	N/A	N/A	N/A	N/A	N/A	N/A	N/A	N/A	N/A	N/A

IGENITY DECISION INDEXES

Maternal	Production	Terminal	BCHF EPD	BCHF Rank
n/a	n/a	n/a	n/a	n/a

49 P A R Salvation M0

21238547 11-19-2024 M0

CED	BW	WW	YW	DMI	SCROTAL	PAP	HP
+11	+.6	+73	+129	I+1.04	+1.26	I-1.29	I+11.9
15%	35%	40%	40%	35%	30%	10%	50%
CEM	MILK	FL	$EN	HS	DOC	MARB	RE
+12	+30	I+1.07	-28	I+.50	I+19	+1.38	+.96
15%	25%	50%	75%	55%	55%	10%	25%

$M	$W	$F	$G	$B	$C
+56	+73	+123	+91	+214	+334

Sire *SG Salvation
+*EXAR Salvation 2788B
20446943 *EXAR Rita 0583

Dam Gardens Project
***Green Garden Effie QB87**
18025649 Green Garden Effie GB82

PERFORMANCE RECORDS

BW 84	WW 776	Ratio 111	YW 1286	Ratio 105	ADJ SC 43.61		
IMF 4.60	Ratio 91	REA 13.5	Ratio 99	Rib Fat .35	Ratio 109	ADJ HT 47.9	
Dams Data 10/16/14	WT 1390	WR 8-112	YR 7-107	IMF Ratio 7-95	Rib Ratio 7-97		

AMERICAN ANGUS ASSOCIATION DNA

CED	BW	WW	YW	DMI	YH	SC	DOC	CLAW	ANGLE	HS
N/A	N/A	N/A	N/A	N/A	N/A	N/A	N/A	N/A	N/A	N/A
PAP	HP	CEM	MILK	MW	MH	CW	MARB	RE	FAT	TEND
N/A	N/A	N/A	N/A	N/A	N/A	N/A	N/A	N/A	N/A	N/A

IGENITY DECISION INDEXES

Maternal	Production	Terminal	BCHF EPD	BCHF Rank
n/a	n/a	n/a	n/a	n/a

Lot 50 Gardens Leader G42

50 Gardens Leader G42

*21149380 09-09-2024 G42

CED	BW	WW	YW	DMI	SCROTAL	PAP	HP	$M
+17	-.1	+64	+113	+.84	+.47	+1.10	+8.4	+88
1%	25%	65%	65%	25%	80%	50%	95%	

CEM	MILK	FL	$EN	HS	DOC	MARB	RE	$W
+17	+42	+1.07	-5	+.44	+26	+1.55	+.70	+87
1%	1%	50%	20%	45%	20%	5%	50%	

$F +102 | $G +97 | $B +200 | $C +347

Sire +*G A R Fire Proof
***Gardens Leader**
20088253 Green Garden Rita R075

Dam *WR Full House
***Green Garden Protet D60**
20608691 *Green Garden Protet U47

PERFORMANCE RECORDS

BW 83	WW 528 Ratio 106	YW 1045 Ratio 103	ADJ SC 32.35	
IMF 5.55 Ratio 93	REA 11.8 Ratio 106	Rib Fat .24 Ratio 96	ADJ HT 46.5	
Dams Data 9/8/22	WT 794	WR 1-106	YR 1-103	IMF Ratio 1-93	Rib Ratio 1-106

AMERICAN ANGUS ASSOCIATION DNA

CED	BW	WW	YW	DMI	YH	SC	DOC	CLAW	ANGLE	HS
8	24	63	70	24	76	82	22	36	75	34

PAP	HP	CEM	MILK	MW	MH	CW	MARB	RE	FAT	TEND
47	91	10	1	97	90	31	3	66	46	26

IGENITY DECISION INDEXES

Maternal	Production	Terminal	BCHF EPD	BCHF Rank
6.3	6.65	6.4	-0.14	54.4

Ref Sire

K C F Bennett Rock E466

Sire of Lots 51 - 54

*19151332 09-18-2017 E466

Sire #*K C F Bennett Southside
#*K C F Bennett TheRock A473
17849954 +K C F Miss Protege W148

Dam #*K C F Bennett Absolute
K C F Miss Absolute A292
17845622 K C F Miss Stimulus Y427

CED	BW	WW	YW	RADG	DMI	YH	SCROTAL	DOC	CLAW
+16	-1.9	+48	+89	+.22	+.78	-.1	+1.25	+24	+.60
2%	5%	90%	90%	75%	30%	95%	30%	25%	90%

ANGLE	PAP	HS	AXJ	AXH	HP	CEM	MILK	MH	MD
+.54	+2.08	+.45	+141	+191	+13.2	+13	+28	+3	+10
80%	75%	40%	25%	15%	25%	10%	35%	-	-

MWT	MHT	$EN	UDDER	TEAT	FL	CWT	MARB	RE	FAT
+37	+0	-4	+.69	+.76	+1.11	+51	+1.16	+.70	+.074
80%	80%	25%	15%	15%	25%	55%	15%	45%	95%

$M	$W	$F	$G	$B	C
+73	+51	+114	+74	+189	+318
30%	75%	20%	20%	15%	15%

AMERICAN ANGUS ASSOCIATION DNA

CED	BW	WW	YW	DMI	YH	SC	DOC	CLAW	ANGLE	HS
8	10	95	77	28	100	58	35	81	56	42

PAP	HP	CEM	MILK	MW	MH	CW	MARB	RE	FAT	TEND
74	37	68	54	85	87	47	13	44	79	53

Lot 51 P A R Rocky ME28

51 P A R Rocky ME28

*21131353 10-21-2024 ME28

CED	BW	WW	YW	DMI	SCROTAL	PAP	HP	$M
+9	+.5	+63	+115	+1.07	+1.54	+.30	+14.7	+84
30%	35%	70%	60%	40%	15%	35%	10%	

CEM	MILK	FL	$EN	HS	DOC	MARB	RE	$W
+13	+28	+1.11	-7	+.10	+25	+1.31	+1.01	+66
10%	40%	30%	25%	5%	25%	15%	20%	

$F +134 | $G +86 | $B +220 | $C +369

Sire #*K C F Bennett TheRock A473
***K C F Bennett Rock E466**
19151332 K C F Miss Absolute A292

Dam *Gardens Prime
Green Garden Koeta RE28
18512890 Green Garden Koeta HE5

PERFORMANCE RECORDS

BW 89	WW 662 Ratio 116	YW 1328 Ratio 121	ADJ SC 43.60	
IMF 5.80 Ratio 99	REA 14.9 Ratio 121	Rib Fat .40 Ratio 125	ADJ HT 48.5	
Dams Data 10/1/15	WT 1390	WR 7-101	YR 7-103	IMF Ratio 6-104	Rib Ratio 6-112

AMERICAN ANGUS ASSOCIATION DNA

CED	BW	WW	YW	DMI	YH	SC	DOC	CLAW	ANGLE	HS
53	60	32	22	42	64	61	36	92	79	5

PAP	HP	CEM	MILK	MW	MH	CW	MARB	RE	FAT	TEND
39	22	61	38	70	33	14	10	40	97	66

IGENITY DECISION INDEXES

Maternal	Production	Terminal	BCHF EPD	BCHF Rank
n/a	n/a	n/a	n/a	n/a

52 P A R Rocky M65

*21131348 10-12-2024 M65

CED	BW	WW	YW	DMI	SCROTAL	PAP	HP	$M
+5	+1.5	+45	+73	-.15	+1.08	+1.00	+13.9	+94
60%	55%	95%	95%	1%	40%	50%	20%	

CEM	MILK	FL	$EN	HS	DOC	MARB	RE	$W
+7	+29	+1.05	+16	+.34	+22	+1.24	+.82	+53
65%	30%	60%	3%	30%	40%	15%	35%	

$F	+90	
$G	+84	
$B	+175	
$C	+321	

Sire #*K C F Bennett TheRock A473
***K C F Bennett Rock E466**
19151332 K C F Miss Absolute A292

Dam *EXAR Granite
***Green Garden Koeta UE28**
19356464 Green Garden Koeta RE28

PERFORMANCE RECORDS

BW 82	WW 544 Ratio 95	YW 1005 Ratio 91	ADJ SC 38.30	
IMF 5.36 Ratio 91	REA 12.2 Ratio 99	Rib Fat .30 Ratio 94	ADJ HT 47.7	
Dams Data 10/30/18	WT 1375	WR 4-98	YR 3-100	IMF Ratio 3-91	Rib Ratio 3-110

AMERICAN ANGUS ASSOCIATION DNA

CED	BW	WW	YW	DMI	YH	SC	DOC	CLAW	ANGLE	HS
66	25	94	98	4	92	29	62	18	7	13

PAP	HP	CEM	MILK	MW	MH	CW	MARB	RE	FAT	TEND
54	17	84	51	99	94	75	6	46	43	48

IGENITY DECISION INDEXES

Maternal	Production	Terminal	BCHF EPD	BCHF Rank
n/a	n/a	n/a	n/a	n/a

P A R is owned by Elizabeth and Dustin and founded with Elizabeth's best Green Garden Genetics, more information on their operation can be found on their website

WWW.PERKINSANGUSRANCH.COM

54 P A R Rocky M363

*21131351 10-14-2024 M363

CED	BW	WW	YW	DMI	SCROTAL	PAP	HP	$M
+15	-2.3	+54	+98	+1.03	+1.47	-.21	+11.6	+56
3%	3%	90%	85%	35%	20%	25%	55%	

CEM	MILK	FL	$EN	HS	DOC	MARB	RE	$W
+16	+34	+1.05	-13	+.50	+25	+1.42	+.63	+65
1%	10%	60%	40%	55%	25%	10%	60%	

$F	+99	
$G	+90	
$B	+189	
$C	+301	

Sire #*K C F Bennett TheRock A473
***K C F Bennett Rock E466**
19151332 K C F Miss Absolute A292

Dam *Gardens R048 V92
***P A R Barbie K363**
20438867 Green Garden Barbie MB13

PERFORMANCE RECORDS

BW 58	WW 555 Ratio 97	YW 1137 Ratio 104	ADJ SC 38.88	
IMF 6.73 Ratio 115	REA 11.2 Ratio 91	Rib Fat .20 Ratio 63	ADJ HT 48.0	
Dams Data 1/26/22	WT 1250	WR 1-97	YR 1-104	IMF Ratio 1-115	Rib Ratio 1-91

AMERICAN ANGUS ASSOCIATION DNA

CED	BW	WW	YW	DMI	YH	SC	DOC	CLAW	ANGLE	HS
2	3	73	58	72	56	44	36	95	85	47

PAP	HP	CEM	MILK	MW	MH	CW	MARB	RE	FAT	TEND
28	49	11	17	38	33	34	7	32	38	28

IGENITY DECISION INDEXES

Maternal	Production	Terminal	BCHF EPD	BCHF Rank
n/a	n/a	n/a	n/a	n/a

53 P A R Rocky M82

21238556 10-31-2024 M82

CED	BW	WW	YW	DMI	SCROTAL	PAP	HP	$M
+13	-1.4	+47	+82	N/A	+1.23	N/A	N/A	+79
10%	10%	95%	95%		30%			

CEM	MILK	FL	$EN	HS	DOC	MARB	RE	$W
+11	+27	N/A	+7	N/A	N/A	+1.35	+.76	+48
25%	45%		10%			10%	45%	

$F	+85	
$G	+86	
$B	+171	
$C	+301	

Sire #*K C F Bennett TheRock A473
***K C F Bennett Rock E466**
19151332 K C F Miss Absolute A292

Dam *Gardens Burst U91
P A R Leah K82
20732552 *Green Garden Leah QB51

PERFORMANCE RECORDS

BW 70	WW 543 Ratio 96	YW 1028 Ratio 95	ADJ SC 39.43	
IMF 5.14 Ratio 100	REA 13.8 Ratio 109	Rib Fat .30 Ratio 97	ADJ HT 46.8	
Dams Data 10/9/22	WT 1050	WR 1-96	YR 1-95	IMF Ratio 1-100	Rib Ratio 1-109

AMERICAN ANGUS ASSOCIATION DNA

CED	BW	WW	YW	DMI	YH	SC	DOC	CLAW	ANGLE	HS
N/A	N/A	N/A	N/A	N/A	N/A	N/A	N/A	N/A	N/A	N/A

PAP	HP	CEM	MILK	MW	MH	CW	MARB	RE	FAT	TEND
N/A	N/A	N/A	N/A	N/A	N/A	N/A	N/A	N/A	N/A	N/A

IGENITY DECISION INDEXES

Maternal	Production	Terminal	BCHF EPD	BCHF Rank
n/a	n/a	n/a	n/a	n/a

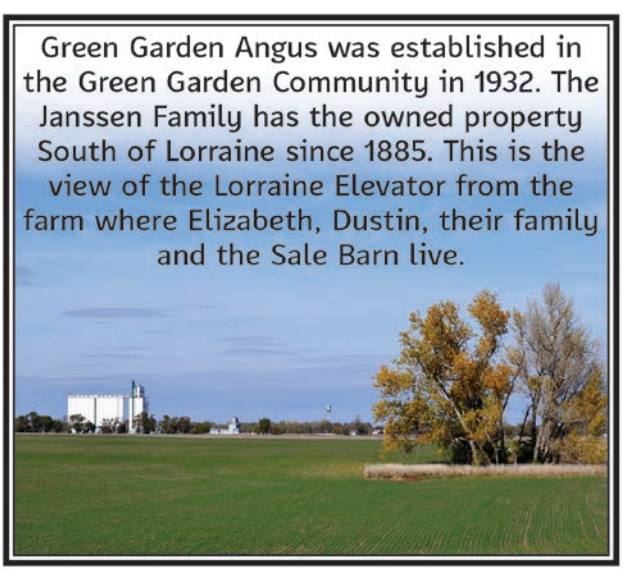

Ref Sire

Gardens Full House CE29

Sire of Lots 55 - 57

*20325936 09-12-2021 CE29

CED	BW	WW	YW	RADG	DMI	YH	SCROTAL	DOC	CLAW
+13	+.4	+53	+109	+.27	+1.44	+.6	+.59	+14	+.37
10%	35%	85%	65%	40%	75%	40%	70%	75%	10%
ANGLE	**PAP**	**HS**	**AXJ**	**AXH**	**HP**	**CEM**	**MILK**	**MH**	**MD**
+.53	-.14	+.47	+108	+154	+9.4	+18	+28	N/A	N/A
80%	25%	45%	40%	25%	80%	1%	35%	-	-
MWT	**MHT**	**$EN**	**UDDER**	**TEAT**	**FL**	**CWT**	**MARB**	**RE**	**FAT**
+32	+.4	-2	+.24	+.27	+.98	+45	+1.59	+.58	-.001
85%	50%	20%	95%	95%	85%	65%	3%	60%	30%

$M	$W	$F	$G	$B	C
+57	+50	+92	+99	+192	+306
65%	80%	60%	4%	15%	20%

Sire #*Yon Full Force C398
***WR Full House**
19414615 #WR RR Miss 342-036

Dam *Gardens Next Star
Green Garden Koeta SE19
18848761 Green Garden Koeta GE15

AMERICAN ANGUS ASSOCIATION DNA

CED	BW	WW	YW	DMI	YH	SC	DOC	CLAW	ANGLE	HS
25	40	92	41	41	65	85	64	1	59	40
PAP	**HP**	**CEM**	**MILK**	**MW**	**MH**	**CW**	**MARB**	**RE**	**FAT**	**TEND**
22	71	2	54	90	66	81	3	88	38	11

IGENITY DECISION INDEXES

Maternal	Production	Terminal	BW	CED	CEM	HPR	MILK	STAY	DOC	WW
7.15	7.75	7.2	5	8	8	7	4	8	5	8
ADG	**YW**	**RFI**	**SC**	**MARB**	**REA**	**FAT**	**TEND**	**HCW**	**BCHF EPD**	**BCHF Rank**
8	8	6	8	9	6	7	9	8	-1.76	36

Lot 55 Gardens Equity G290

56 Gardens Equity G291

*21149314 09-18-2024 G291

CED	BW	WW	YW	DMI	SCROTAL	PAP	HP
+13	-1.3	+52	+98	+.99	+.58	+.87	+11.1
10%	10%	90%	85%	35%	75%	45%	60%
CEM	**MILK**	**FL**	**$EN**	**HS**	**DOC**	**MARB**	**RE**
+15	+28	+1.11	+4	+.24	+13	+1.72	+.87
3%	40%	30%	10%	15%	80%	3%	30%

$M	$W	$F	$G	$B	$C
+73	+57	+84	+108	+193	+323

Sire *WR Full House
***Gardens Full House CE29**
20325936 Green Garden Koeta SE19

Dam *Gardens Prime Feature U231
***Green Garden Sophie C286**
20323742 *Green Garden Sophie VE37

PERFORMANCE RECORDS

BW 60	WW 466	Ratio 94	YW 996	Ratio 98	ADJ SC 34.14		
IMF 5.89	Ratio 98	REA 11.0	Ratio 99	Rib Fat .25	Ratio 100	ADJ HT 46.7	
Dams Data	10/20/21	WT 914	WR 1-94	YR 1-98	IMF Ratio 1-98	Rib Ratio 1-99	

AMERICAN ANGUS ASSOCIATION DNA

CED	BW	WW	YW	DMI	YH	SC	DOC	CLAW	ANGLE	HS
42	33	58	53	49	43	80	67	4	68	7
PAP	**HP**	**CEM**	**MILK**	**MW**	**MH**	**CW**	**MARB**	**RE**	**FAT**	**TEND**
39	43	10	42	80	56	50	1	67	84	1

IGENITY DECISION INDEXES

Maternal	Production	Terminal	BCHF EPD	BCHF Rank
6.85	6.45	5.7	0.25	58.6

55 Gardens Equity G290

*21149313 10-17-2024 G290

CED	BW	WW	YW	DMI	SCROTAL	PAP	HP
+9	+2.5	+73	+139	+1.66	+1.89	-.25	+13.7
30%	80%	40%	25%	80%	5%	25%	20%
CEM	**MILK**	**FL**	**$EN**	**HS**	**DOC**	**MARB**	**RE**
+14	+24	+1.03	-19	+.31	+19	+1.66	+.51
5%	65%	70%	55%	25%	55%	3%	75%

$M	$W	$F	$G	$B	$C
+69	+63	+107	+101	+208	+339

Sire *WR Full House
***Gardens Full House CE29**
20325936 Green Garden Koeta SE19

Dam *Gardens Genuine VB16
***Green Garden Sophie C283**
20323740 Green Garden Sophie P272

PERFORMANCE RECORDS

BW 85	WW 471	Ratio 93	YW 986	Ratio 97	ADJ SC 35.57		
IMF 5.51	Ratio 98	REA 10.1	Ratio 87	Rib Fat .20	Ratio 74	ADJ HT 40.6	
Dams Data	10/7/21	WT 1025	WR 2-96	YR 1-97	IMF Ratio 2-102	Rib Ratio 2-89	

AMERICAN ANGUS ASSOCIATION DNA

CED	BW	WW	YW	DMI	YH	SC	DOC	CLAW	ANGLE	HS
52	76	25	6	90	5	4	56	15	68	17
PAP	**HP**	**CEM**	**MILK**	**MW**	**MH**	**CW**	**MARB**	**RE**	**FAT**	**TEND**
15	8	12	71	37	12	25	2	83	56	16

IGENITY DECISION INDEXES

Maternal	Production	Terminal	BCHF EPD	BCHF Rank
6.85	7.45	7.6	-0.9	45.8

57 Gardens Equity G36

*21149321 10-02-2024 G36

CED	BW	WW	YW	DMI	SCROTAL	PAP	HP
+13	+.5	+51	+102	+1.66	+1.45	+.58	+9.3
10%	35%	90%	80%	80%	20%	40%	85%
CEM	**MILK**	**FL**	**$EN**	**HS**	**DOC**	**MARB**	**RE**
+12	+27	+1.03	+6	+.31	+13	+1.40	+.71
15%	45%	70%	10%	25%	80%	10%	50%

$M	$W	$F	$G	$B	$C
+53	+50	+89	+86	+175	+280

Sire *WR Full House
***Gardens Full House CE29**
20325936 Green Garden Koeta SE19

Dam *EXAR Granite
#*Green Garden Protet U49
19356426 Green Garden Protet M48

PERFORMANCE RECORDS

BW 82	WW 459	Ratio 93	YW 1030	Ratio 102	ADJ SC 37.06		
IMF 6.53	Ratio 109	REA 12.7	Ratio 114	Rib Fat .40	Ratio 160	ADJ HT 48.6	
Dams Data	10/8/18	WT 1345	WR 5-103	YR 4-104	IMF Ratio 5-107	Rib Ratio 5-102	

AMERICAN ANGUS ASSOCIATION DNA

CED	BW	WW	YW	DMI	YH	SC	DOC	CLAW	ANGLE	HS
66	71	93	55	54	80	42	78	46	68	10
PAP	**HP**	**CEM**	**MILK**	**MW**	**MH**	**CW**	**MARB**	**RE**	**FAT**	**TEND**
37	79	63	82	94	93	91	4	86	93	81

IGENITY DECISION INDEXES

Maternal	Production	Terminal	BCHF EPD	BCHF Rank
7	7.45	6.8	0.38	59.8

FALL BULLS IGENITY BEEF RANKINGS

A lower value number is best in the colums highlighted in Yellow

Lot #	Tat	BW	CED	CEM	HPR	MILK	STAY	DOC	WW	ADG	YW	RFI	SC	MARB	REA	FAT	TEND	HCW
1	G79	3	10	9	5	5	6	5	7	9	8	6	6	10	4	8	6	7
2	G296	6	9	10	7	4	4	7	7	8	8	5	9	9	5	8	8	7
3	G298	4	9	8	10	6	6	4	8	9	9	5	9	10	6	9	9	8
4	G59	6	7	6	8	5	4	6	9	10	9	6	10	9	6	8	9	8
5	G156	4	8	8	7	5	6	6	8	9	9	6	7	10	5	7	6	8
6	G81	7	7	8	7	4	5	6	8	10	9	4	8	10	5	8	7	8
7	G517	4	9	8	7	4	5	7	7	8	8	4	8	10	6	8	4	7
8	G86	5	9	10	8	5	8	6	8	10	9	5	8	10	6	8	8	8
9	GB54	5	9	10	6	7	6	4	6	7	6	5	7	10	4	8	8	7
10	G023	5	6	6	8	5	6	4	7	9	8	7	7	9	5	8	5	6
11	G279	5	8	7	7	4	6	7	8	9	8	7	8	9	6	8	9	8
12	GF3	5	10	9	6	6	6	6	8	8	8	5	9	10	5	8	5	7
13	G286	5	8	8	9	5	6	5	7	8	7	5	7	10	5	8	9	7
14	G510	4	9	8	7	5	5	6	6	8	7	6	7	9	5	8	7	7
15	G409	5	8	8	5	4	6	8	8	8	8	10	7	9	6	8	5	9
16	G083	3	8	8	7	4	6	5	7	8	8	6	5	9	5	7	10	8
17	G021	6	7	7	5	3	6	8	7	8	7	6	4	9	6	8	5	9
18	GB21	5	7	7	7	3	6	6	7	9	8	6	6	9	5	8	5	8
19	G520	6	7	7	8	2	7	5	7	8	7	4	5	9	6	6	10	7
20	GB34	4	8	8	8	2	6	7	7	7	7	6	6	10	5	8	7	6
21	G486	3	8	9	6	6	7	4	7	7	7	5	6	10	5	8	10	7
22	B90F	3	8	9	6	4	7	9	7	6	7	4	7	9	5	7	10	7
23	G406	4	9	9	6	4	7	7	6	7	7	5	6	9	4	7	8	7
24	G153	4	8	9	6	3	4	6	7	6	6	3	7	9	5	7	8	5
25	G412	3	10	9	7	4	6	7	6	6	6	7	6	10	4	8	10	6
26	G260	5	8	9	5	4	6	8	6	6	6	4	7	10	3	7	8	5
27	M37	n/a	n/a	n/a	n/a	n/a	n/a	n/a	n/a	n/a	n/a	n/a	n/a	n/a	n/a	n/a	n/a	n/a
28	G281	5	7	7	9	6	9	7	7	7	7	5	8	9	6	8	10	6
29	G16	6	7	8	10	4	9	8	5	6	6	2	7	10	4	8	7	4
30	G089	4	8	8	8	7	7	6	7	8	8	7	10	10	5	8	8	8
31	G280	5	7	7	8	7	5	6	5	7	6	6	9	10	5	7	10	6
32	G074	5	6	7	6	5	5	4	7	8	8	7	10	9	6	8	9	7
33	G274	8	9	10	7	6	7	5	7	6	5	8	9	3	8	10	5	5
34	G297	4	7	8	7	6	8	7	6	7	6	6	5	10	6	8	10	5
35	GE63	n/a	n/a	n/a	n/a	n/a	n/a	n/a	n/a	n/a	n/a	n/a	n/a	n/a	n/a	n/a	n/a	n/a
36	G63	4	7	9	9	6	7	9	7	6	7	5	9	10	5	7	10	6
37	GE29	5	6	8	8	4	8	5	6	7	6	5	8	9	5	8	10	7
38	M99	n/a	n/a	n/a	n/a	n/a	n/a	n/a	n/a	n/a	n/a	n/a	n/a	n/a	n/a	n/a	n/a	n/a
39	MPC5	n/a	n/a	n/a	n/a	n/a	n/a	n/a	n/a	n/a	n/a	n/a	n/a	n/a	n/a	n/a	n/a	n/a
40	G64	4	8	10	9	6	5	7	7	8	8	6	10	10	6	7	7	9
41	G161	5	8	8	7	5	4	8	7	8	8	6	9	9	7	8	4	9
42	G027	4	9	8	7	4	5	7	7	8	8	8	10	10	7	8	4	9
43	G496	5	8	8	6	5	5	8	7	7	7	7	8	9	5	7	7	7
44	G256	4	9	9	7	5	5	7	7	9	8	5	10	10	5	9	6	7
45	GB30	3	10	9	7	5	4	7	6	8	7	8	10	9	6	7	6	7
46	G026	5	6	7	6	5	5	6	6	7	6	9	8	9	6	8	4	8
47	M3	n/a	n/a	n/a	n/a	n/a	n/a	n/a	n/a	n/a	n/a	n/a	n/a	n/a	n/a	n/a	n/a	n/a
48	M14	n/a	n/a	n/a	n/a	n/a	n/a	n/a	n/a	n/a	n/a	n/a	n/a	n/a	n/a	n/a	n/a	n/a
49	M0	n/a	n/a	n/a	n/a	n/a	n/a	n/a	n/a	n/a	n/a	n/a	n/a	n/a	n/a	n/a	n/a	n/a
50	G42	6	8	7	7	5	6	6	7	8	8	8	6	10	5	7	5	7
51	ME28	n/a	n/a	n/a	n/a	n/a	n/a	n/a	n/a	n/a	n/a	n/a	n/a	n/a	n/a	n/a	n/a	n/a
52	M65	n/a	n/a	n/a	n/a	n/a	n/a	n/a	n/a	n/a	n/a	n/a	n/a	n/a	n/a	n/a	n/a	n/a
53	M82	n/a	n/a	n/a	n/a	n/a	n/a	n/a	n/a	n/a	n/a	n/a	n/a	n/a	n/a	n/a	n/a	n/a
54	M363	n/a	n/a	n/a	n/a	n/a	n/a	n/a	n/a	n/a	n/a	n/a	n/a	n/a	n/a	n/a	n/a	n/a
55	G290	5	6	8	9	6	6	6	8	9	8	8	10	9	6	8	9	10
56	G291	4	10	10	7	5	5	7	6	6	6	5	7	8	7	7	10	4
57	G36	5	9	9	7	5	7	7	6	7	6	5	8	9	7	8	6	7
Averages		**4.7**	**8.0**	**8.2**	**7.2**	**4.8**	**6.0**	**6.3**	**6.9**	**7.7**	**7.3**	**5.8**	**7.7**	**9.3**	**5.4**	**7.8**	**7.5**	**7.1**

MATERNAL TRAITS

Birth Weight (BW): Lower Value is Desired. This is the variation in birthweight a heifer or bull will pass along to its offspring.
Calving Ease Direct (CED): Higher Value is Desired. Percentage of unassisted births, indicating greater probability that a calf will be born unassisted out of a first calf heifer.
Calving Ease Maternal (CEM): Higher Value is Desired. Includes all genetic factors that impact a first-calf heifer's ability to calve unassisted.
Docility (DOC): Higher number is Desired. The animal's genetic potential to be calm or have calm offspring.
Heifer Pregnancy Rate (HPR): Higher Value is Desired. A heifer's chance of conceiving over a normal breeding season.
Stability (STAY): Higher Value is Desired. The chance a heifer will remain in the herd as a productive cow until at least six years of age.

SPRING BULLS IGENITY BEEF RANKINGS

A lower value number is best in the colums highlighted in Yellow

Lot #	Tat	BW	CED	CEM	HPR	MILK	STAY	DOC	WW	ADG	YW	RFI	SC	MARB	REA	FAT	TEND	HCW
58	H046	4	9	8	7	5	6	6	8	10	9	5	7	10	4	7	6	7
59	H06	4	7	7	10	4	6	7	7	8	8	5	10	10	7	8	7	10
60	H045	3	10	8	7	4	5	3	8	8	8	4	7	10	6	7	9	8
61	H452	4	9	8	7	6	4	6	8	9	9	5	9	10	5	8	7	9
62	H434	4	9	7	8	3	3	4	8	8	8	8	9	10	7	8	7	8
63	H07	4	9	8	9	5	5	5	7	9	8	3	7	10	6	8	4	8
64	H123	4	8	9	8	7	7	5	6	8	7	2	5	9	5	8	7	7
65	H468	4	8	7	8	6	6	7	7	8	8	4	8	10	7	7	8	7
66	H067	4	9	9	7	4	6	5	8	8	8	6	8	10	5	7	7	6
67	HB60	7	7	7	6	4	4	4	7	9	8	6	9	9	6	7	7	8
68	H26	5	8	8	6	4	5	4	7	9	8	4	9	9	6	9	7	9
69	H078	3	8	7	7	5	7	5	8	7	8	7	5	10	6	7	9	8
70	H018	5	8	9	8	4	8	6	9	9	9	6	9	10	7	8	9	9
71	H028	3	8	9	8	4	7	6	7	8	7	5	7	9	6	8	10	7
72	H053	5	7	7	8	5	5	5	7	7	7	8	5	10	6	8	4	6
73	HB48	5	6	8	8	7	6	7	6	7	6	4	6	9	5	8	4	5
74	H419	4	8	9	8	6	6	6	7	8	8	6	7	10	5	8	7	7
75	H361	4	6	8	7	7	7	8	8	9	8	6	5	9	6	7	3	8
76	H485	4	8	9	8	6	7	6	7	7	7	6	8	8	5	7	5	6
77	H092	n/a	n/a	n/a	n/a	n/a	n/a	n/a	n/a	n/a	n/a	n/a	n/a	n/a	n/a	n/a	n/a	n/a
78	H049	3	9	8	7	6	6	7	7	7	7	5	5	10	6	7	6	7
79	H269	5	7	6	8	5	4	8	7	7	7	5	5	10	6	6	7	8
80	HB82	7	6	6	9	2	5	6	8	8	8	7	9	9	7	6	7	9
81	HB29	4	8	8	7	3	6	8	7	8	7	4	7	9	6	7	9	8
82	H126	2	9	10	5	4	5	5	8	7	7	5	6	10	4	7	10	7
83	H035	6	7	8	7	5	7	8	7	7	7	6	4	10	7	8	10	6
84	H221	5	6	7	8	4	5	8	6	6	6	4	8	9	5	7	8	6
85	H41	4	8	8	6	2	6	7	7	7	7	3	6	9	5	7	8	7
86	HB86	4	8	8	7	2	6	5	7	8	7	7	5	9	6	8	9	7
87	H04	5	7	8	8	3	6	7	8	7	7	5	8	9	3	8	9	7
88	H216	6	6	7	9	3	5	9	7	7	7	7	9	9	6	7	9	7
89	H437	5	8	8	7	6	6	5	8	8	8	4	7	8	5	7	10	7
90	H237	4	9	8	8	6	5	7	7	8	7	7	10	10	8	8	3	8
91	H490	5	9	8	6	3	5	9	8	8	8	9	9	10	5	8	7	9
92	H080	4	8	8	8	8	5	8	7	8	7	6	8	9	6	8	6	8
93	H276	6	6	6	9	5	6	7	7	7	6	7	10	10	6	7	5	8
94	H236	2	9	9	9	6	6	8	5	7	6	7	8	10	7	7	7	5
95	HB36	4	8	8	10	4	6	7	6	6	6	6	8	8	5	7	10	6
96	H253	6	8	9	7	4	6	8	6	6	6	6	8	9	5	8	8	6
97	H151	5	7	9	8	6	6	7	5	6	5	5	9	10	3	8	5	5
98	H203	4	8	9	8	7	7	6	7	7	7	4	7	9	6	7	10	7
99	H015	n/a	n/a	n/a	n/a	n/a	n/a	n/a	n/a	n/a	n/a	n/a	n/a	n/a	n/a	n/a	n/a	n/a
Averages		4.2	7.9	8.0	7.7	4.9	5.8	6.4	7.2	7.7	7.3	5.4	7.4	9.5	5.7	7.5	7.3	7.3

PERFORMANCE TRAITS

Average Daily Gain (ADG): Higher Value is Desired. Based on the pounds of gain per day. The Igenity score identifies an animal's genetic potential for post-weaning growth.
Residual Feed Intake (RFI): Lower Value is Desired: This measure is an indicator of feed efficiency. It is the difference in animal's daily consumption of feed to achieve the same level of daily gain.
Weaning Weight (WWT): The Higher the Number, the greater the weaning weight of calves.
Yearling Weight (YWT): The Higher the Number, the greater the yearling weight of calves.
Scrotal Circumference (SC): A Higher Score Equates to Higher Scrotal Size. The difference in scrotal size is an indication of fertility in replacement females.

CARCASS TRAITS

Hot Carcass Weight (HCW): Hot carcass weight is the hot or unchilled weight of the carcass after slaughter and the removal of the head, hide, intestinal tract and internal organ.
Fat Thickness (FAT): Higher thickness scores equate to a lower lean yield. Fat thickness is scored as depth of fat in inches over the rib eye muscle at the 12th rib.
Tenderness (TEND): Higher Score is Desired. An animal's genetic potential for carcass tenderness (measured by Warner-Bratzler shear force test).
USDA Marbling (MARB): Higher Score is Desired. Marbling score indicates the degree of marbling in the rib eye at the 12th rib expressed in USDA marbling units.

Igenity Beef Score	Percentile Rank
10	.3%
9	1%
8	8%
7	23%
6	50%
5	75%
4	91%
3	98%
2	99%
1	99.7%

Igenity ranks cattle using simple one to ten scores.

Ref Sire

Gardens Stack House

Sire of Lots 58 - 68

*20608268 09-07-2022 D281

Sire #*Yon Full Force C398
***WR Full House**
19414615 #WR RR Miss 342-036

Dam Gardens Hawkeye
#*Green Garden Sophie A279
19911326 Green Garden Sophie U274

CED	BW	WW	YW	RADG	DMI	YH	SCROTAL	DOC	CLAW
+17	-2.1	+55	+112	+.28	+1.35	+.4	+1.25	+25	+.49
1%	4%	80%	65%	30%	65%	60%	30%	25%	55%

ANGLE	PAP	HS	AXJ	AXH	HP	CEM	MILK	MH	MD
+.53	+1.11	+.08	+195	+241	+12.6	+19	+45	N/A	N/A
80%	50%	3%	10%	3%	30%	1%	1%	-	-

MWT	MHT	$EN	UDDER	TEAT	FL	CWT	MARB	RE	FAT
+11	+.1	-1	+.57	+.81	+1.15	+56	+1.99	+.45	+.114
95%	75%	20%	40%	10%	10%	40%	1%	75%	95%

$M	$W	$F	$G	$B	C
+101	+77	+111	+109	+220	+386
3%	25%	25%	2%	4%	2%

AMERICAN ANGUS ASSOCIATION DNA

CED	BW	WW	YW	DMI	YH	SC	DOC	CLAW	ANGLE	HS
6	4	87	20	85	50	22	23	26	86	1

PAP	HP	CEM	MILK	MW	MH	CW	MARB	RE	FAT	TEND
53	23	2	1	87	55	26	1	87	100	45

Lot 58 Gardens Stack House H046

59 Gardens Stackhouse H06

*21310972 03-31-2025 H06

CED	BW	WW	YW	DMI	SCROTAL	PAP	HP
+14	-.6	+56	+115	+1.28	+1.10	+.78	+16.5
4%	15%	85%	60%	55%	40%	45%	2%

CEM	MILK	FL	$EN	HS	DOC	MARB	RE
+13	+46	+1.16	-3	+.44	+27	+1.76	+.67
10%	1%	10%	20%	45%	15%	2%	55%

$M	$W	$F	$G	$B	$C
+103	+78	+103	+103	+207	+371

Sire *WR Full House
***Gardens Stack House**
20608268 #*Green Garden Sophie A279

Dam *Gardens Effect
***Green Garden Lucy F01**
20678803 *Green Garden Lucy C08

PERFORMANCE RECORDS

BW 71	WW 683	Ratio 103	YW 1168	Ratio 105	ADJ SC 35.37		
IMF 6.07	Ratio 96	REA 12.7	Ratio 98	Rib Fat .33	Ratio 114	ADJ HT 50.4	
Dams Data	3/8/23	WT 1035	WR 1-103	YR 1-105	IMF Ratio 1-96	Rib Ratio 1-98	

AMERICAN ANGUS ASSOCIATION DNA

CED	BW	WW	YW	DMI	YH	SC	DOC	CLAW	ANGLE	HS
4	12	87	25	51	47	29	33	64	96	28

PAP	HP	CEM	MILK	MW	MH	CW	MARB	RE	FAT	TEND
29	4	19	1	92	76	62	1	79	98	16

IGENITY DECISION INDEXES

Maternal	Production	Terminal	BCHF EPD	BCHF Rank
6.85	7.85	8.25	1.53	71.1

58 Gardens Stack House H046

*21310968 03-02-2025 H046

CED	BW	WW	YW	DMI	SCROTAL	PAP	HP
+15	-3.3	+50	+102	+.60	+1.38	+1.95	+13.0
3%	1%	95%	80%	15%	20%	70%	30%

CEM	MILK	FL	$EN	HS	DOC	MARB	RE
+15	+37	+1.05	-1	+.35	+30	+2.09	+.41
3%	3%	60%	15%	30%	10%	1%	85%

$M	$W	$F	$G	$B	$C
+76	+65	+91	+115	+206	+343

Sire *WR Full House
***Gardens Stack House**
20608268 #*Green Garden Sophie A279

Dam *Gardens Econ
***Green Garden Raven C045**
20087681 *Green Garden Raven R0441

PERFORMANCE RECORDS

BW 65	WW 608	Ratio 95	YW 1104	Ratio 101	ADJ SC 37.60		
IMF 6.71	Ratio 110	REA 12.7	Ratio 100	Rib Fat .35	Ratio 125	ADJ HT 48.4	
Dams Data	2/21/21	WT 1255	WR 3-96	YR 3-101	IMF Ratio 3-111	Rib Ratio 3-103	

AMERICAN ANGUS ASSOCIATION DNA

CED	BW	WW	YW	DMI	YH	SC	DOC	CLAW	ANGLE	HS
8	2	85	39	27	89	31	12	96	97	7

PAP	HP	CEM	MILK	MW	MH	CW	MARB	RE	FAT	TEND
77	23	24	8	81	89	78	1	84	100	29

IGENITY DECISION INDEXES

Maternal	Production	Terminal	BCHF EPD	BCHF Rank
7.05	7	6.8	5.6	93.7

60 Gardens Stack House H045

*21310967 03-01-2025 H045

CED	BW	WW	YW	DMI	SCROTAL	PAP	HP
+17	-1.9	+51	+101	+.97	-.30	+.82	+12.5
1%	4%	90%	85%	30%	95%	45%	40%

CEM	MILK	FL	$EN	HS	DOC	MARB	RE
+18	+38	+1.07	+5	+.10	+25	+1.95	+.83
1%	3%	50%	10%	5%	25%	1%	35%

$M	$W	$F	$G	$B	$C
+89	+68	+124	+115	+240	+400

Sire *WR Full House
***Gardens Stack House**
20608268 #*Green Garden Sophie A279

Dam *Gardens Blackhawk
***Green Garden Raven D044**
20362694 *Green Garden Raven T044

PERFORMANCE RECORDS

BW 62	WW 681	Ratio 103	YW 1140	Ratio 102	ADJ SC 31.91		
IMF 6.98	Ratio 110	REA 14.1	Ratio 108	Rib Fat .28	Ratio 97	ADJ HT 48.4	
Dams Data	2/21/22	WT 1240	WR 2-99	YR 2-99	IMF Ratio 2-117	Rib Ratio 2-101	

AMERICAN ANGUS ASSOCIATION DNA

CED	BW	WW	YW	DMI	YH	SC	DOC	CLAW	ANGLE	HS
24	21	78	31	49	82	93	29	28	93	2

PAP	HP	CEM	MILK	MW	MH	CW	MARB	RE	FAT	TEND
47	36	7	6	88	64	9	1	17	93	11

IGENITY DECISION INDEXES

Maternal	Production	Terminal	BCHF EPD	BCHF Rank
6.95	7.4	7.7	2.39	78

61 Gardens Stack House H452

*21311022 02-03-2025 H452

CED	BW	WW	YW	DMI	SCROTAL	PAP	HP	$M
+12	-.7	+60	+112	+1.62	+.51	-.83	+12.4	+74
10%	15%	75%	65%	80%	75%	15%	40%	

CEM	MILK	FL	$EN	HS	DOC	MARB	RE	$W
+13	+30	+1.05	-16	+.09	+28	+1.90	+.48	+64
10%	25%	60%	45%	4%	15%	2%	80%	

$F +98

Sire *WR Full House
***Gardens Stack House**
20608268 #*Green Garden Sophie A279

Dam *Gardens Cache
+*Green Garden Emma F450
20735092 #Green Garden Emma P120

$G +108 $B +207 $C +342

PERFORMANCE RECORDS

BW 64	WW 666 Ratio 100	YW 1186 Ratio 106	ADJ SC 33.08	
IMF 6.79 Ratio 107	REA 13.8 Ratio 106	Rib Fat .35 Ratio 121	ADJ HT 46.7	
Dams Data 2/19/23	WT 1205	WR 1-100	YR 1-106	IMF Ratio 1-107 Rib Ratio 1-106

AMERICAN ANGUS ASSOCIATION DNA

CED	BW	WW	YW	DMI	YH	SC	DOC	CLAW	ANGLE	HS
9	4	63	47	76	66	76	19	30	36	5
PAP	HP	CEM	MILK	MW	MH	CW	MARB	RE	FAT	TEND
9	41	35	17	53	47	29	1	62	94	68

IGENITY DECISION INDEXES

Maternal	Production	Terminal	BCHF EPD	BCHF Rank
6.75	7.05	7.65	3.97	87.4

Lot 64 Gardens Stack House H123

62 Gardens Stack House H434

*21311019 02-20-2025 H434

CED	BW	WW	YW	DMI	SCROTAL	PAP	HP	$M
+14	+.6	+60	+116	+1.74	+1.07	-1.27	+10.8	+62
4%	35%	75%	60%	85%	40%	10%	65%	

CEM	MILK	FL	$EN	HS	DOC	MARB	RE	$W
+16	+24	+1.16	-17	+.16	+10	+1.78	+1.21	+52
1%	65%	10%	50%	10%	90%	2%	10%	

$F +109

Sire *WR Full House
***Gardens Stack House**
20608268 #*Green Garden Sophie A279

Dam *Gardens Cache
Green Garden Effie R437
18290196 Green Garden Effie KB82

$G +113 $B +223 $C +351

PERFORMANCE RECORDS

BW 79	WW 636 Ratio 96	YW 1199 Ratio 108	ADJ SC 37.70	
IMF 7.42 Ratio 117	REA 13.8 Ratio 106	Rib Fat .30 Ratio 103	ADJ HT 48.6	
Dams Data 3/10/15	WT 1360	WR 9-98	YR 9-99	IMF Ratio 9-97 Rib Ratio 9-98

AMERICAN ANGUS ASSOCIATION DNA

CED	BW	WW	YW	DMI	YH	SC	DOC	CLAW	ANGLE	HS
12	17	78	36	92	66	29	81	11	85	5
PAP	HP	CEM	MILK	MW	MH	CW	MARB	RE	FAT	TEND
12	56	4	55	44	62	26	2	11	78	37

IGENITY DECISION INDEXES

Maternal	Production	Terminal	BCHF EPD	BCHF Rank
5.95	6.4	7	4.93	91.5

63 Gardens Stack House H07

*21310975 02-07-2025 H07

CED	BW	WW	YW	DMI	SCROTAL	PAP	HP	$M
+9	+.9	+67	+120	+1.17	+1.07	+3.93	+14.6	+72
30%	45%	55%	55%	45%	40%	95%	15%	

CEM	MILK	FL	$EN	HS	DOC	MARB	RE	$W
+15	+33	+1.06	-20	+.14	+25	+1.86	+.26	+74
3%	15%	55%	60%	10%	25%	2%	95%	

$F +109

Sire *WR Full House
***Gardens Stack House**
20608268 #*Green Garden Sophie A279

Dam *Gardens Econ
***Green Garden Lucy V06**
19503815 Green Garden Lucy T05

$G +99 $B +209 $C +343

PERFORMANCE RECORDS

BW 81	WW 746 Ratio 112	YW 1276 Ratio 114	ADJ SC 36.68	
IMF 7.47 Ratio 118	REA 14.2 Ratio 109	Rib Fat .42 Ratio 145	ADJ HT 40.8	
Dams Data 2/14/19	WT 1280	WR 4-104	YR 4-103	IMF Ratio 4-112 Rib Ratio 4-103

AMERICAN ANGUS ASSOCIATION DNA

CED	BW	WW	YW	DMI	YH	SC	DOC	CLAW	ANGLE	HS
36	22	49	57	44	35	49	27	74	92	3
PAP	HP	CEM	MILK	MW	MH	CW	MARB	RE	FAT	TEND
92	12	10	8	81	52	38	1	95	100	58

IGENITY DECISION INDEXES

Maternal	Production	Terminal	BCHF EPD	BCHF Rank
7.15	7.25	7.5	7.85	98.1

64 Gardens Stack House H123

*21310982 02-15-2025 H123

CED	BW	WW	YW	DMI	SCROTAL	PAP	HP	$M
+14	-1.2	+46	+96	+.67	+.33	+1.98	+13.6	+85
4%	10%	95%	90%	15%	85%	70%	25%	

CEM	MILK	FL	$EN	HS	DOC	MARB	RE	$W
+15	+37	+1.15	-1	+.11	+25	+1.82	+.13	+56
3%	3%	15%	15%	5%	25%	2%	95%	

$F +98

Sire *WR Full House
***Gardens Stack House**
20608268 #*Green Garden Sophie A279

Dam *Gardens Cache
***Green Garden Emma U124**
19112958 *Green Garden Emma S122

$G +97 $B +195 $C +338

PERFORMANCE RECORDS

BW 81	WW 695 Ratio 108	YW 1173 Ratio 107	ADJ SC 31.94	
IMF 6.18 Ratio 101	REA 13.7 Ratio 108	Rib Fat .34 Ratio 121	ADJ HT 49.0	
Dams Data 4/16/18	WT 1340	WR 5-101	YR 5-99	IMF Ratio 5-99 Rib Ratio 5-100

AMERICAN ANGUS ASSOCIATION DNA

CED	BW	WW	YW	DMI	YH	SC	DOC	CLAW	ANGLE	HS
12	7	97	54	17	80	85	21	71	92	2
PAP	HP	CEM	MILK	MW	MH	CW	MARB	RE	FAT	TEND
64	8	17	6	88	59	69	1	97	100	44

IGENITY DECISION INDEXES

Maternal	Production	Terminal	BCHF EPD	BCHF Rank
7.55	7.6	7.1	5.7	94

65 Gardens Stack House H468

*21311026 01-29-2025 H468

CED	BW	WW	YW	DMI	SCROTAL	PAP	HP	$M
+16	-1.6	+59	+117	+1.37	+1.08	+.22	+13.3	+94
2%	10%	80%	60%	60%	40%	30%	25%	

CEM	MILK	FL	$EN	HS	DOC	MARB	RE	$W
+17	+37	+1.17	-15	+.36	+30	+1.52	+.72	+71
1%	3%	10%	45%	30%	10%	10%	50%	

$F +85

Sire *WR Full House
***Gardens Stack House**
20608268 #*Green Garden Sophie A279

Dam *Gardens Prime Feature U231
***Green Garden Effie C459**
20087666 #Green Garden Effie 437U

$G +92 $B +178 $C +325

PERFORMANCE RECORDS

BW 63	WW 629 Ratio 95	YW 1138 Ratio 102	ADJ SC 34.58	
IMF 6.29 Ratio 99	REA 13.4 Ratio 103	Rib Fat .28 Ratio 97	ADJ HT 47.5	
Dams Data 5/3/21	WT 1460	WR 3-101	YR 3-100	IMF Ratio 3-97 Rib Ratio 3-101

AMERICAN ANGUS ASSOCIATION DNA

CED	BW	WW	YW	DMI	YH	SC	DOC	CLAW	ANGLE	HS
4	6	64	18	85	35	28	21	22	92	19
PAP	HP	CEM	MILK	MW	MH	CW	MARB	RE	FAT	TEND
23	14	1	4	33	52	44	3	56	99	37

IGENITY DECISION INDEXES

Maternal	Production	Terminal	BCHF EPD	BCHF Rank
6.95	7.4	7.35	-0.44	51

66 Gardens Stack House H067

*21310973 02-12-2025 H067

CED	BW	WW	YW	DMI	SCROTAL	PAP	HP	$M
+15	-.8	+59	+106	+1.27	+.98	+2.07	+13.0	+90
3%	15%	80%	75%	55%	45%	70%	30%	
CEM	MILK	FL	$EN	HS	DOC	MARB	RE	$W
+17	+29	+1.15	+1	+.47	+23	+1.51	+.32	+67
1%	30%	15%	15%	50%	35%	10%	90%	
								$F +82

Sire *WR Full House
***Gardens Stack House**
20608268 #*Green Garden Sophie A279

Dam *EXAR Granite
***Green Garden Rita U069**
19112954 Green Garden Rita R075

$G +85 $B +167 $C +307

PERFORMANCE RECORDS

BW 76	WW 652 Ratio 98	YW 1148 Ratio 103	ADJ SC 34.84	
IMF 5.17 Ratio 81	REA 12.7 Ratio 98	Rib Fat .37 Ratio 128	ADJ HT 47.9	
Dams Data 3/2/18	WT 1625	WR 6-101	YR 5-104	IMF Ratio 5-84 / Rib Ratio 5-111

AMERICAN ANGUS ASSOCIATION DNA

CED	BW	WW	YW	DMI	YH	SC	DOC	CLAW	ANGLE	HS
40	44	83	72	39	94	60	28	76	93	36
PAP	HP	CEM	MILK	MW	MH	CW	MARB	RE	FAT	TEND
69	12	5	32	90	93	77	4	74	99	42

IGENITY DECISION INDEXES

Maternal	Production	Terminal	BCHF EPD	BCHF Rank
7	6.95	6.4	3.65	85.8

67 Gardens Stack House HB60

*21311045 02-05-2025 HB60

CED	BW	WW	YW	DMI	SCROTAL	PAP	HP	$M
+1	+3.0	+61	+116	+1.08	+1.73	+2.38	+11.4	+74
90%	85%	75%	60%	40%	10%	80%	55%	
CEM	MILK	FL	$EN	HS	DOC	MARB	RE	$W
+16	+30	+1.09	-6	+.54	+25	+1.69	+.59	+58
1%	25%	40%	25%	60%	25%	3%	65%	
								$F +126

Sire *WR Full House
***Gardens Stack House**
20608268 #*Green Garden Sophie A279

Dam *Gardens Prime Feature U231
***Green Gardens Anna DB57**
20362779 *Green Garden Anna UB80

$G +100 $B +226 $C +367

PERFORMANCE RECORDS

BW 85	WW 695 Ratio 108	YW 1151 Ratio 105	ADJ SC 35.14	
IMF 6.18 Ratio 101	REA 12.3 Ratio 97	Rib Fat .27 Ratio 96	ADJ HT 47.7	
Dams Data 3/4/22	WT 1205	WR 2-107	YR 2-107	IMF Ratio 2-91 / Rib Ratio 2-100

AMERICAN ANGUS ASSOCIATION DNA

CED	BW	WW	YW	DMI	YH	SC	DOC	CLAW	ANGLE	HS
89	77	62	15	80	68	2	13	28	95	53
PAP	HP	CEM	MILK	MW	MH	CW	MARB	RE	FAT	TEND
80	22	1	31	64	52	8	1	85	98	70

IGENITY DECISION INDEXES

Maternal	Production	Terminal	BCHF EPD	BCHF Rank
5.75	6.55	7.1	1.31	69.1

68 Gardens Stack House H26

*21310998 02-16-2025 H26

CED	BW	WW	YW	DMI	SCROTAL	PAP	HP	$M
+12	+0	+44	+93	+.79	+.72	+1.32	+11.1	+79
10%	25%	95%	90%	20%	65%	55%	60%	
CEM	MILK	FL	$EN	HS	DOC	MARB	RE	$W
+13	+33	+1.15	+0	+.02	+22	+1.49	+.43	+47
10%	15%	15%	15%	2%	40%	10%	85%	
								$F +79

Sire *WR Full House
***Gardens Stack House**
20608268 #*Green Garden Sophie A279

Dam *EXAR Granite
***Green Garden Emma V122**
19503823 Green Garden Emma K126

$G +86 $B +166 $C +294

PERFORMANCE RECORDS

BW 79	WW 640 Ratio 96	YW 1038 Ratio 93	ADJ SC 32.97	
IMF 8.53 Ratio 134	REA 13.2 Ratio 102	Rib Fat .33 Ratio 114	ADJ HT 48.0	
Dams Data 3/6/19	WT 1395	WR 4-105	YR 4-101	IMF Ratio 4-111 / Rib Ratio 4-105

AMERICAN ANGUS ASSOCIATION DNA

CED	BW	WW	YW	DMI	YH	SC	DOC	CLAW	ANGLE	HS
23	16	96	38	49	56	36	67	47	86	1
PAP	HP	CEM	MILK	MW	MH	CW	MARB	RE	FAT	TEND
57	25	53	20	75	57	73	5	77	94	86

IGENITY DECISION INDEXES

Maternal	Production	Terminal	BCHF EPD	BCHF Rank
6.4	7.3	7.6	4.45	89.5

Ref Sire

Gardens Blackhawk F041

Sire of Lots 69 - 71

*20678811 03-06-2023 F041

Sire Gardens Hawkeye
***Gardens Blackhawk**
19942679 *Green Garden Ida U58

Dam *Gardens Endeavor U267
***Gardens Raven C044**
20252520 *Green Garden Raven T044

CED	BW	WW	YW	RADG	DMI	YH	SCROTAL	DOC	CLAW
+13	-1.8	+55	+106	+.24	+.96	+.3	+.85	+16	+.57
10%	5%	80%	70%	60%	40%	70%	55%	65%	85%
ANGLE	PAP	HS	AXJ	AXH	HP	CEM	MILK	MH	MD
+.62	+.48	+.33	+158	+229	+12.5	+12	+26	N/A	N/A
95%	35%	25%	20%	5%	35%	15%	50%	-	-
MWT	MHT	$EN	UDDER	TEAT	FL	CWT	MARB	RE	FAT
+47	+.3	-8	+.43	+.50	+1.05	+53	+2.15	+.44	+.084
75%	60%	30%	75%	60%	50%	50%	1%	75%	95%

$M	$W	$F	$G	$B	C
+57	+55	+110	+118	+229	+354
65%	70%	25%	1%	3%	4%

AMERICAN ANGUS ASSOCIATION DNA

CED	BW	WW	YW	DMI	YH	SC	DOC	CLAW	ANGLE	HS
24	19	57	13	79	41	11	64	73	98	15
PAP	HP	CEM	MILK	MW	MH	CW	MARB	RE	FAT	TEND
44	24	68	43	44	31	18	1	63	99	12

Lot 69 Gardens Blackhawk F041 H078

70 Gardens Blackhawk F041 H018

*21310959 02-25-2025 H018

CED	BW	WW	YW	DMI	SCROTAL	PAP	HP
+10	-.5	+70	+123	+1.22	+1.46	+1.99	+9.3
20%	20%	50%	50%	50%	20%	70%	85%
CEM	MILK	FL	$EN	HS	DOC	MARB	RE
+11	+31	+1.11	-31	+.39	+26	+2.14	+.58
25%	20%	30%	85%	35%	20%	1%	65%

$M	$W	$F	$G	$B	$C
+54	+75	+122	+120	+243	+369

Sire *Gardens Blackhawk
***Gardens Blackhawk F041**
20678811 *Gardens Raven C044

Dam *Gardens Effect
***Green Garden Lucy F04**
20678810 *Green Garden Lucy C03

PERFORMANCE RECORDS

BW 68	WW 667 Ratio 100	YW 1099 Ratio 98	ADJ SC 34.78	
IMF 8.12 Ratio 128	REA 12.3 Ratio 95	Rib Fat .31 Ratio 107	ADJ HT 48.3	
Dams Data 3/19/23	WT 1110	WR 1-100	YR 1-98	IMF Ratio 1-128	Rib Ratio 1-95

AMERICAN ANGUS ASSOCIATION DNA

CED	BW	WW	YW	DMI	YH	SC	DOC	CLAW	ANGLE	HS
12	11	19	20	79	36	4	21	70	88	12
PAP	HP	CEM	MILK	MW	MH	CW	MARB	RE	FAT	TEND
83	72	71	14	8	11	7	1	30	99	12

IGENITY DECISION INDEXES

Maternal	Production	Terminal	BCHF EPD	BCHF Rank
7.65	8.35	7.8	8.3	98.5

69 Gardens Blackhawk F041 H078

*21310976 02-28-2025 H078

CED	BW	WW	YW	DMI	SCROTAL	PAP	HP
+16	-2.3	+56	+111	+1.07	+.61	+.55	+13.3
2%	3%	85%	70%	40%	70%	40%	25%
CEM	MILK	FL	$EN	HS	DOC	MARB	RE
+15	+28	+1.20	-12	+.21	+29	+1.73	+.67
3%	40%	3%	35%	15%	10%	3%	55%

$M	$W	$F	$G	$B	$C
+84	+58	+128	+101	+229	+381

Sire *Gardens Blackhawk
***Gardens Blackhawk F041**
20678811 *Gardens Raven C044

Dam *WR Full House
***Green Garden Rita D084**
20362707 *Green Garden Rita A076

PERFORMANCE RECORDS

BW 66	WW 694 Ratio 105	YW 1198 Ratio 108	ADJ SC 34.38	
IMF 6.93 Ratio 109	REA 13.1 Ratio 101	Rib Fat .33 Ratio 114	ADJ HT 47.9	
Dams Data 2/25/22	WT 1445	WR 1-105	YR 1-108	IMF Ratio 1-109	Rib Ratio 1-101

AMERICAN ANGUS ASSOCIATION DNA

CED	BW	WW	YW	DMI	YH	SC	DOC	CLAW	ANGLE	HS
14	11	80	21	79	40	32	24	25	29	5
PAP	HP	CEM	MILK	MW	MH	CW	MARB	RE	FAT	TEND
51	15	45	56	56	26	13	1	65	96	26

IGENITY DECISION INDEXES

Maternal	Production	Terminal	BCHF EPD	BCHF Rank
6.8	7.5	7.25	2.71	80.3

71 Gardens Blackhawk F041 H028

*21310960 03-04-2025 H028

CED	BW	WW	YW	DMI	SCROTAL	PAP	HP
+14	-2.4	+59	+104	+1.13	+.79	+.34	+13.3
4%	3%	80%	80%	45%	60%	35%	25%
CEM	MILK	FL	$EN	HS	DOC	MARB	RE
+17	+29	+1.01	-19	+.41	+14	+2.01	+.52
1%	30%	80%	55%	40%	75%	1%	75%

$M	$W	$F	$G	$B	$C
+58	+65	+90	+114	+205	+324

Sire *Gardens Blackhawk
***Gardens Blackhawk F041**
20678811 *Gardens Raven C044

Dam *Gardens Cache V155
***Green Garden Stella D022**
20362689 Green Garden Stella V022

PERFORMANCE RECORDS

BW 61	WW 666 Ratio 100	YW 1060 Ratio 95	ADJ SC 32.00	
IMF 7.13 Ratio 112	REA 12.5 Ratio 96	Rib Fat .20 Ratio 69	ADJ HT 48.5	
Dams Data 4/1/22	WT 1070	WR 2-98	YR 2-97	IMF Ratio 2-112	Rib Ratio 2-96

AMERICAN ANGUS ASSOCIATION DNA

CED	BW	WW	YW	DMI	YH	SC	DOC	CLAW	ANGLE	HS
34	24	65	49	36	86	37	67	59	98	24
PAP	HP	CEM	MILK	MW	MH	CW	MARB	RE	FAT	TEND
40	18	39	22	54	86	51	1	70	94	43

IGENITY DECISION INDEXES

Maternal	Production	Terminal	BCHF EPD	BCHF Rank
7.15	7.55	6.9	5.49	93.3

Ref Sire

Gardens Full House D436

Sire of Lots 72 - 78

*20362743 02-13-2022 D436

Sire #*Yon Full Force C398
***WR Full House**
19414615 #WR RR Miss 342-036

Dam *Gardens Econ
***Green Garden Effie A437**
19764070 Green Garden Effie S437

CED	BW	WW	YW	RADG	DMI	YH	SCROTAL	DOC	CLAW
+15	-1.2	+57	+107	+.24	+1.23	+0	+.58	+17	+.56
3%	10%	75%	70%	60%	60%	90%	70%	60%	80%
ANGLE	**PAP**	**HS**	**AXJ**	**AXH**	**HP**	**CEM**	**MILK**	**MH**	**MD**
+.61	-.85	+.48	+162	+218	+15.8	+17	+36	N/A	N/A
95%	15%	45%	20%	10%	3%	1%	5%	-	-
MWT	**MHT**	**$EN**	**UDDER**	**TEAT**	**FL**	**CWT**	**MARB**	**RE**	**FAT**
+18	+.1	+1	+.50	+.72	+1.15	+44	+1.82	+.38	+.120
95%	75%	20%	60%	20%	10%	70%	1%	80%	95%

$M	$W	$F	$G	$B	C
+97	+72	+92	+99	+192	+346
4%	35%	60%	4%	15%	10%

AMERICAN ANGUS ASSOCIATION DNA

CED	BW	WW	YW	DMI	YH	SC	DOC	CLAW	ANGLE	HS
17	10	75	42	66	78	76	69	50	93	32
PAP	**HP**	**CEM**	**MILK**	**MW**	**MH**	**CW**	**MARB**	**RE**	**FAT**	**TEND**
9	2	5	10	80	66	61	1	94	100	5

72 Gardens First Hand H053

*21310971 02-24-2025 H053

CED	BW	WW	YW	DMI	SCROTAL	PAP	HP
+10	+.1	+54	+91	+.45	+.46	-.42	+15.0
20%	25%	90%	90%	10%	80%	20%	10%
CEM	**MILK**	**FL**	**$EN**	**HS**	**DOC**	**MARB**	**RE**
+13	+28	+1.08	-5	+.40	+21	+2.13	+.46
10%	40%	45%	20%	35%	45%	1%	80%

$M	$W	$F	$G	$B	$C
+85	+58	+70	+117	+187	+328

Sire *WR Full House
***Gardens Full House D436**
20362743 *Green Garden Effie A437

Dam *Gardens Blackhawk
***Green Garden Rita F069**
20678818 Green Garden Rita R075

PERFORMANCE RECORDS

BW 73	WW 703 Ratio 106	YW 1154 Ratio 104	ADJ SC 33.75	
IMF 9.01 Ratio 142	REA 13.8 Ratio 106	Rib Fat .42 Ratio 145	ADJ HT 48.2	
Dams Data 3/4/23	WT 1320	WR 1-106	YR 1-104	IMF Ratio 1-142	Rib Ratio 1-106

AMERICAN ANGUS ASSOCIATION DNA

CED	BW	WW	YW	DMI	YH	SC	DOC	CLAW	ANGLE	HS
55	45	64	77	53	91	64	49	22	77	28
PAP	**HP**	**CEM**	**MILK**	**MW**	**MH**	**CW**	**MARB**	**RE**	**FAT**	**TEND**
19	7	12	49	51	67	59	1	85	100	7

IGENITY DECISION INDEXES

Maternal	Production	Terminal	BCHF EPD	BCHF Rank
6.15	6.25	5.95	7.25	97.3

Lot 74 Gardens First Hand H419

73 Gardens First Hand HB48

*21311042 03-13-2025 HB48

CED	BW	WW	YW	DMI	SCROTAL	PAP	HP
+13	-2.2	+46	+90	+1.17	+.41	+.05	+14.4
10%	3%	95%	90%	45%	80%	30%	15%
CEM	**MILK**	**FL**	**$EN**	**HS**	**DOC**	**MARB**	**RE**
+14	+33	+1.20	+1	+.58	+20	+1.59	+.76
5%	15%	3%	15%	65%	50%	4%	45%

$M	$W	$F	$G	$B	$C
+76	+55	+84	+97	+182	+312

Sire *WR Full House
***Gardens Full House D436**
20362743 *Green Garden Effie A437

Dam *Gardens Radar
***Green Garden Anna CB45**
20087638 Green Garden Anna TB49

PERFORMANCE RECORDS

BW 68	WW 649 Ratio 98	YW 1091 Ratio 98	ADJ SC 33.46	
IMF 5.84 Ratio 92	REA 13.9 Ratio 107	Rib Fat .30 Ratio 103	ADJ HT 48.8	
Dams Data 3/18/21	WT 1300	WR 2-103	YR 2-104	IMF Ratio 2-90	Rib Ratio 2-100

AMERICAN ANGUS ASSOCIATION DNA

CED	BW	WW	YW	DMI	YH	SC	DOC	CLAW	ANGLE	HS
18	23	96	68	29	96	70	51	83	99	51
PAP	**HP**	**CEM**	**MILK**	**MW**	**MH**	**CW**	**MARB**	**RE**	**FAT**	**TEND**
11	18	27	16	96	94	89	2	64	95	18

IGENITY DECISION INDEXES

Maternal	Production	Terminal	BCHF EPD	BCHF Rank
6.8	6.5	5.85	6.41	95.9

74 Gardens First Hand H419

*21311013 02-26-2025 H419

CED	BW	WW	YW	DMI	SCROTAL	PAP	HP
+12	-.2	+61	+113	+1.29	+.44	+.40	+16.5
10%	20%	75%	65%	55%	80%	35%	2%
CEM	**MILK**	**FL**	**$EN**	**HS**	**DOC**	**MARB**	**RE**
+14	+37	+1.17	-13	+.57	+15	+1.64	+.12
5%	3%	10%	40%	65%	75%	4%	95%

$M	$W	$F	$G	$B	$C
+94	+74	+102	+87	+189	+339

Sire *WR Full House
***Gardens Full House D436**
20362743 *Green Garden Effie A437

Dam *Gardens Endeavor U267
***Green Garden Barbie C423**
20087633 Green Garde Barbie S421

PERFORMANCE RECORDS

BW 76	WW 643 Ratio 97	YW 1097 Ratio 98	ADJ SC 30.98	
IMF 5.98 Ratio 94	REA 12.1 Ratio 93	Rib Fat .34 Ratio 117	ADJ HT 49.3	
Dams Data 2/8/21	WT 1465	WR 3-95	YR 3-98	IMF Ratio 3-94	Rib Ratio 3-97

AMERICAN ANGUS ASSOCIATION DNA

CED	BW	WW	YW	DMI	YH	SC	DOC	CLAW	ANGLE	HS
20	18	51	43	76	77	71	87	40	77	70
PAP	**HP**	**CEM**	**MILK**	**MW**	**MH**	**CW**	**MARB**	**RE**	**FAT**	**TEND**
27	1	9	7	67	65	33	5	95	100	4

IGENITY DECISION INDEXES

Maternal	Production	Terminal	BCHF EPD	BCHF Rank
7.05	7.15	6.7	7.34	97.5

75 Gardens First Hand H361

*21311010 03-30-2025 H361

CED	BW	WW	YW	DMI	SCROTAL	PAP	HP	$M
+7	+1.9	+72	+124	+1.39	+.34	-.49	+13.5	+83
45%	65%	40%	45%	60%	85%	20%	25%	
CEM	**MILK**	**FL**	**$EN**	**HS**	**DOC**	**MARB**	**RE**	**$W**
+10	+30	+1.13	-22	+.31	+32	+1.35	+.70	+75
30%	25%	20%	65%	25%	3%	10%	50%	

$F +101 **$G** +86 **$B** +188 **$C** +327

Sire *WR Full House
***Gardens Full House D436**
20362743 *Green Garden Effie A437

Dam +*G A R Fire Proof
***Green Garden Ella C261**
20088256 *Green Garden Ella Q260

PERFORMANCE RECORDS

BW 76	WW 746	Ratio 112	YW 1144	Ratio 102	ADJ SC 34.00
IMF 5.80	Ratio 91	REA 12.4	Ratio 95	Rib Fat .23	Ratio 79 / ADJ HT 51.4
Dams Data 2/14/21	WT 1280	WR 3-112	YR 3-107	IMF Ratio 3-92	Rib Ratio 3-104

AMERICAN ANGUS ASSOCIATION DNA

CED	BW	WW	YW	DMI	YH	SC	DOC	CLAW	ANGLE	HS
65	73	29	40	74	25	93	10	60	34	31
PAP	**HP**	**CEM**	**MILK**	**MW**	**MH**	**CW**	**MARB**	**RE**	**FAT**	**TEND**
16	10	44	22	24	27	20	4	60	82	4

IGENITY DECISION INDEXES

Maternal	Production	Terminal	BCHF EPD	BCHF Rank
7.05	7.2	6.9	4.41	89.4

76 Gardens First Hand H485

*21311030 03-03-2025 H485

CED	BW	WW	YW	DMI	SCROTAL	PAP	HP	$M
+11	-.6	+54	+98	+1.30	+1.74	-1.59	+12.8	+74
15%	15%	90%	85%	55%	10%	10%	35%	
CEM	**MILK**	**FL**	**$EN**	**HS**	**DOC**	**MARB**	**RE**	**$W**
+16	+32	+1.17	-9	+.55	+23	+1.65	+.41	+61
1%	15%	10%	30%	60%	35%	3%	85%	

$F +78 **$G** +92 **$B** +171 **$C** +296

Sire *WR Full House
***Gardens Full House D436**
20362743 *Green Garden Effie A437

Dam *Gardens Blackhawk
***Green Garden Protet D486**
20608298 *Green Garden Protet V480

PERFORMANCE RECORDS

BW 59	WW 646	Ratio 97	YW 1052	Ratio 94	ADJ SC 34.47
IMF 6.91	Ratio 109	REA 13.2	Ratio 102	Rib Fat .42	Ratio 145 / ADJ HT 47.5
Dams Data 10/12/22	WT 1190	WR 1-97	YR 1-94	IMF Ratio 1-109	Rib Ratio 1-102

AMERICAN ANGUS ASSOCIATION DNA

CED	BW	WW	YW	DMI	YH	SC	DOC	CLAW	ANGLE	HS
57	40	50	25	74	37	4	55	48	100	42
PAP	**HP**	**CEM**	**MILK**	**MW**	**MH**	**CW**	**MARB**	**RE**	**FAT**	**TEND**
4	34	10	23	40	24	49	3	86	100	4

IGENITY DECISION INDEXES

Maternal	Production	Terminal	BCHF EPD	BCHF Rank
7.25	6.7	5.9	3.9	87.1

77 Gardens First Hand H092

*21310978 04-07-2025 H092

CED	BW	WW	YW	DMI	SCROTAL	PAP	HP	$M
+11	+.4	+58	+96	+.91	+1.06	-.14	+8.5	+77
15%	30%	80%	90%	30%	40%	25%	95%	
CEM	**MILK**	**FL**	**$EN**	**HS**	**DOC**	**MARB**	**RE**	**$W**
+19	+26	+1.10	+4	+.54	+16	+1.56	+.74	+63
1%	50%	35%	10%	60%	70%	5%	45%	

$F +70 **$G** +98 **$B** +169 **$C** +296

Sire *WR Full House
***Gardens Full House D436**
20362743 *Green Garden Effie A437

Dam *Gardens Endeavor U267
***Green Garden Rita D076**
20362703 *Green Garden Rita T079

PERFORMANCE RECORDS

BW 66	WW 644	Ratio 104	YW N/A	Ratio N/A	ADJ SC N/A
IMF N/A	Ratio N/A	REA N/A	Ratio N/A	Rib Fat N/A	Ratio N/A / ADJ HT N/A
Dams Data N/A	WT 1080	WR 2-111	YR 1-116	IMF Ratio 1-101	Rib Ratio 1-97

AMERICAN ANGUS ASSOCIATION DNA

CED	BW	WW	YW	DMI	YH	SC	DOC	CLAW	ANGLE	HS
19	20	78	86	21	59	59	88	30	88	44
PAP	**HP**	**CEM**	**MILK**	**MW**	**MH**	**CW**	**MARB**	**RE**	**FAT**	**TEND**
19	81	1	65	90	61	87	2	51	87	1

IGENITY DECISION INDEXES

Maternal	Production	Terminal	BCHF EPD	BCHF Rank
n/a	n/a	n/a	n/a	n/a

78 Gardens First Hand H049

*21310970 02-26-2025 H049

CED	BW	WW	YW	DMI	SCROTAL	PAP	HP	$M
+11	-.6	+62	+101	+.93	-.18	-1.54	+16.1	+113
15%	15%	70%	85%	30%	95%	10%	3%	
CEM	**MILK**	**FL**	**$EN**	**HS**	**DOC**	**MARB**	**RE**	**$W**
+15	+42	+1.16	+7	+.43	+17	+1.57	+.56	+91
3%	1%	10%	10%	40%	65%	5%	70%	

$F +112 **$G** +90 **$B** +202 **$C** +375

Sire *WR Full House
***Gardens Full House D436**
20362743 *Green Garden Effie A437

Dam *Gardens Blackhawk
***Green Garden Rita F063**
20678816 *Green Garden Rita C079

PERFORMANCE RECORDS

BW 66	WW 697	Ratio 105	YW 1052	Ratio 94	ADJ SC 31.31
IMF 6.94	Ratio 109	REA 13.3	Ratio 102	Rib Fat .34	Ratio 117 / ADJ HT 48.3
Dams Data 2/14/23	WT 1120	WR 1-105	YR 1-94	IMF Ratio 1-109	Rib Ratio 1-102

AMERICAN ANGUS ASSOCIATION DNA

CED	BW	WW	YW	DMI	YH	SC	DOC	CLAW	ANGLE	HS
11	2	82	92	27	100	85	87	63	66	29
PAP	**HP**	**CEM**	**MILK**	**MW**	**MH**	**CW**	**MARB**	**RE**	**FAT**	**TEND**
4	1	36	1	99	97	58	6	91	100	45

IGENITY DECISION INDEXES

Maternal	Production	Terminal	BCHF EPD	BCHF Rank
6.95	7.2	7	5.68	93.9

79 Gardens Home Town H269

*21311000 02-20-2025 H269

CED	BW	WW	YW	DMI	SCROTAL	PAP	HP	$M
+11	+1.5	+70	+132	+1.15	+.57	-2.70	+13.1	+69
15%	55%	50%	35%	45%	75%	2%	30%	
CEM	**MILK**	**FL**	**$EN**	**HS**	**DOC**	**MARB**	**RE**	**$W**
+6	+17	+1.02	-16	+.48	+26	+1.96	+.57	+54
70%	95%	75%	45%	50%	20%	1%	70%	

$F +107 **$G** +117 **$B** +225 **$C** +361

Sire #+*G A R Ashland
#*G A R Home Town
19266718 +*Chair Rock Sure Fire 6095

Dam *Gardens Endeavor U267
***Green Garden Ella F268**
20678844 *Green Garden Ella A268

PERFORMANCE RECORDS

BW 68	WW 644	Ratio 97	YW 1265	Ratio 113	ADJ SC 32.12
IMF 6.34	Ratio 100	REA 14.0	Ratio 108	Rib Fat .26	Ratio 90 / ADJ HT 48.1
Dams Data 3/10/23	WT 1015	WR 1-97	YR 1-113	IMF Ratio 1-100	Rib Ratio 1-108

AMERICAN ANGUS ASSOCIATION DNA

CED	BW	WW	YW	DMI	YH	SC	DOC	CLAW	ANGLE	HS
51	85	43	11	67	61	37	21	39	6	56
PAP	**HP**	**CEM**	**MILK**	**MW**	**MH**	**CW**	**MARB**	**RE**	**FAT**	**TEND**
3	12	81	96	39	51	21	1	48	9	58

IGENITY DECISION INDEXES

Maternal	Production	Terminal	BCHF EPD	BCHF Rank
6.1	6.75	7.55	8.7	98.9

80 Gardens Leader HB82

*21311048 02-10-2025 HB82

CED	BW	WW	YW	DMI	SCROTAL	PAP	HP	$M
+7	+2.3	+69	+110	+.79	+1.32	-1.25	+14.6	+88
45%	75%	50%	70%	20%	25%	10%	15%	
CEM	**MILK**	**FL**	**$EN**	**HS**	**DOC**	**MARB**	**RE**	**$W**
+9	+30	+1.11	-12	+.50	+29	+1.35	+.63	+74
40%	25%	30%	35%	55%	10%	10%	60%	

$F +72 **$G** +88 **$B** +161 **$C** +297

Sire +*G A R Fire Proof
***Gardens Leader**
20088253 Green Garden Rita R075

Dam *Gardens Endeavor U267
***Green Garden Effie CB83**
20087643 *Green Garden Effie QB80

PERFORMANCE RECORDS

BW 81	WW 664	Ratio 100	YW 1058	Ratio 95	ADJ SC 35.96
IMF 4.74	Ratio 75	REA 11.7	Ratio 90	Rib Fat .24	Ratio 83 / ADJ HT 50.3
Dams Data 1/23/21	WT 1430	WR 3-95	YR 3-100	IMF Ratio 3-97	Rib Ratio 3-90

AMERICAN ANGUS ASSOCIATION DNA

CED	BW	WW	YW	DMI	YH	SC	DOC	CLAW	ANGLE	HS
45	69	30	68	38	44	21	5	95	87	56
PAP	**HP**	**CEM**	**MILK**	**MW**	**MH**	**CW**	**MARB**	**RE**	**FAT**	**TEND**
6	12	73	33	50	49	56	9	48	43	49

IGENITY DECISION INDEXES

Maternal	Production	Terminal	BCHF EPD	BCHF Rank
6.05	6.9	7.55	2.39	78

Ref Sire

Gardens Blackhawk

Sire of Lots 81 - 87

*19942679 05-05-2020 A54

Sire +*G A R Forecast
Gardens Hawkeye
19123921 Green Garden Stella LB79

Dam *Gardens Prime
***Green Garden Ida U58**
19112985 Green Garden Ida S59

CED	BW	WW	YW	RADG	DMI	YH	SCROTAL	DOC	CLAW
+16	-1.8	+54	+100	+.20	+1.07	+.1	+1.09	+21	+.55
2%	5%	80%	80%	85%	50%	85%	40%	40%	75%
ANGLE	PAP	HS	AXJ	AXH	HP	CEM	MILK	MH	MD
+.64	-.55	+.20	+158	+210	+12.8	+17	+28	+1	+12
95%	20%	10%	20%	10%	30%	1%	35%	-	-
MWT	MHT	$EN	UDDER	TEAT	FL	CWT	MARB	RE	FAT
+51	+.2	-11	+.54	+.70	+1.09	+43	+1.70	+.47	+.097
70%	65%	40%	50%	20%	30%	70%	2%	75%	95%

$M	$W	$F	$G	$B	C
+65	+56	+96	+96	+193	+315
45%	70%	50%	4%	15%	15%

AMERICAN ANGUS ASSOCIATION DNA

CED	BW	WW	YW	DMI	YH	SC	DOC	CLAW	ANGLE	HS
5	4	89	52	68	87	14	40	53	97	7
PAP	HP	CEM	MILK	MW	MH	CW	MARB	RE	FAT	TEND
24	34	26	35	53	45	42	5	65	99	4

Lot 81 Gardens Blackhawk HB29

82 Gardens Blackhawk H126

*21310983 03-25-2025 H126

CED	BW	WW	YW	DMI	SCROTAL	PAP	HP
+14	-1.2	+47	+90	+.57	+.62	+.88	+11.2
4%	10%	95%	90%	10%	70%	45%	60%
CEM	MILK	FL	$EN	HS	DOC	MARB	RE
+13	+32	+1.08	-11	+.24	+18	+2.00	+.25
10%	15%	45%	35%	15%	60%	1%	95%

$M	$W	$F	$G	$B	$C
+49	+51	+96	+110	+207	+317

Sire Gardens Hawkeye
***Gardens Blackhawk**
19942679 *Green Garden Ida U58

Dam *Gardens Endeavor U267
***Green Garden Emma C123**
20087619 *Green Garden Emma U124

PERFORMANCE RECORDS

BW 82	WW 667	Ratio 100	YW 1085	Ratio 97	ADJ SC 34.34		
IMF 6.68	Ratio 105	REA 12.5	Ratio 96	Rib Fat .35	Ratio 121	ADJ HT 48.2	
Dams Data	2/26/21	WT 1370	WR 3-99	YR 3-100	IMF Ratio 3-106	Rib Ratio 3-100	

AMERICAN ANGUS ASSOCIATION DNA

CED	BW	WW	YW	DMI	YH	SC	DOC	CLAW	ANGLE	HS
5	4	93	76	30	97	54	58	73	100	8
PAP	HP	CEM	MILK	MW	MH	CW	MARB	RE	FAT	TEND
59	47	49	26	72	68	61	1	85	98	2

IGENITY DECISION INDEXES

Maternal	Production	Terminal	BCHF EPD	BCHF Rank
6.75	7.15	7	6.32	95.7

81 Gardens Blackhawk HB29

*21311038 02-16-2025 HB29

CED	BW	WW	YW	DMI	SCROTAL	PAP	HP
+21	-4.3	+59	+112	+.69	+.29	-.56	+10.8
1%	1%	80%	65%	15%	85%	20%	65%
CEM	MILK	FL	$EN	HS	DOC	MARB	RE
+17	+22	+1.07	-29	+.34	+13	+1.55	+1.20
1%	80%	50%	80%	30%	80%	5%	10%

$M	$W	$F	$G	$B	$C
+36	+50	+112	+104	+217	+317

Sire Gardens Hawkeye
***Gardens Blackhawk**
19942679 *Green Garden Ida U58

Dam *Gardens Cache V155
***Green Garden Barbie DB31**
20362771 *Green Garden Barbie UB85

PERFORMANCE RECORDS

BW 54	WW 670	Ratio 101	YW 1139	Ratio 102	ADJ SC 32.49		
IMF 4.94	Ratio 78	REA 14.1	Ratio 108	Rib Fat .24	Ratio 83	ADJ HT 50.0	
Dams Data	4/15/22	WT 1490	WR 2-106	YR 2-103	IMF Ratio 2-91	Rib Ratio 2-112	

AMERICAN ANGUS ASSOCIATION DNA

CED	BW	WW	YW	DMI	YH	SC	DOC	CLAW	ANGLE	HS
2	5	48	12	56	28	67	89	36	99	31
PAP	HP	CEM	MILK	MW	MH	CW	MARB	RE	FAT	TEND
28	76	74	82	8	3	15	3	5	61	21

IGENITY DECISION INDEXES

Maternal	Production	Terminal	BCHF EPD	BCHF Rank
6.65	7.45	7.5	5.05	92

83 Gardens Blackhawk H035

*21310963 02-25-2025 H035

CED	BW	WW	YW	DMI	SCROTAL	PAP	HP
+11	+.2	+57	+102	+1.16	+1.17	+1.44	+15.0
15%	30%	80%	80%	45%	35%	60%	10%
CEM	MILK	FL	$EN	HS	DOC	MARB	RE
+14	+26	+1.08	-13	+.01	+23	+1.30	+.86
5%	50%	45%	40%	2%	35%	15%	35%

$M	$W	$F	$G	$B	$C
+67	+55	+89	+83	+173	+291

Sire Gardens Hawkeye
***Gardens Blackhawk**
19942679 *Green Garden Ida U58

Dam *EXAR Granite
***Green Garden Lass V034**
19503810 *Green Garden Lass S032

PERFORMANCE RECORDS

BW 71	WW 699	Ratio 105	YW 1064	Ratio 95	ADJ SC 34.76		
IMF 4.91	Ratio 77	REA 14.5	Ratio 112	Rib Fat .30	Ratio 103	ADJ HT 48.3	
Dams Data	2/21/19	WT 1445	WR 4-104	YR 4-103	IMF Ratio 3-92	Rib Ratio 3-110	

AMERICAN ANGUS ASSOCIATION DNA

CED	BW	WW	YW	DMI	YH	SC	DOC	CLAW	ANGLE	HS
53	46	48	34	68	72	18	50	94	98	1
PAP	HP	CEM	MILK	MW	MH	CW	MARB	RE	FAT	TEND
66	3	29	51	46	73	17	15	4	79	4

IGENITY DECISION INDEXES

Maternal	Production	Terminal	BCHF EPD	BCHF Rank
6.75	7.45	6.65	3.17	83.1

84 Gardens Blackhawk H221

*21310988 02-23-2025 H221

CED	BW	WW	YW	DMI	SCROTAL	PAP	HP	$M
+13	-.5	+61	+105	+.55	+2.23	+.29	+12.6	+80
10%	20%	75%	80%	10%	2%	35%	35%	

CEM	MILK	FL	$EN	HS	DOC	MARB	RE	$W
+16	+18	+1.11	-1	+.46	+20	+1.59	+.52	+54
1%	95%	30%	15%	45%	50%	4%	75%	

$F +79

Sire Gardens Hawkeye
***Gardens Blackhawk**
19942679 *Green Garden Ida U58

Dam *Gardens Econ
Green Garden Beau U229
19112964 Green Garden Beau P222

$G +95
$B +174
$C +306

PERFORMANCE RECORDS

BW 77	WW 658	Ratio 102	YW 1080	Ratio 98	ADJ SC 42.69
IMF 5.23	Ratio 86	REA 14.0	Ratio 110	Rib Fat .26	Ratio 93 ADJ HT 49.2
Dams Data 3/25/18	WT 1340	WR 5-96	YR 5-95	IMF Ratio 5-97	Rib Ratio 5-92

AMERICAN ANGUS ASSOCIATION DNA

CED	BW	WW	YW	DMI	YH	SC	DOC	CLAW	ANGLE	HS
9	7	17	18	83	17	1	35	14	69	28
PAP	HP	CEM	MILK	MW	MH	CW	MARB	RE	FAT	TEND
32	31	25	78	11	6	6	1	35	84	9

IGENITY DECISION INDEXES

Maternal	Production	Terminal	BCHF EPD	BCHF Rank
6.15	6.55	6.55	2.37	77.9

85 Gardens Blackhawk H41

*21311012 03-19-2025 H41

CED	BW	WW	YW	DMI	SCROTAL	PAP	HP	$M
+13	-.4	+61	+108	+1.38	+1.64	-.98	+10.7	+70
10%	20%	75%	75%	60%	10%	15%	70%	

CEM	MILK	FL	$EN	HS	DOC	MARB	RE	$W
+17	+22	+1.05	-5	+.54	+27	+1.49	+.56	+58
1%	80%	60%	20%	60%	15%	10%	70%	

$F +93

Sire Gardens Hawkeye
***Gardens Blackhawk**
19942679 *Green Garden Ida U58

Dam *Gardens Cache
Green Garden Protet R41
18512867 Green Garden Protet D48 S1

$G +89
$B +182
$C +306

PERFORMANCE RECORDS

BW 78	WW 654	Ratio 98	YW 1099	Ratio 98	ADJ SC 40.06
IMF 5.37	Ratio 85	REA 12.5	Ratio 96	Rib Fat .37	Ratio 128 ADJ HT 49.0
Dams Data 9/27/15	WT 1650	WR 5-100	YR 5-102	IMF Ratio 4-96	Rib Ratio 4-107

AMERICAN ANGUS ASSOCIATION DNA

CED	BW	WW	YW	DMI	YH	SC	DOC	CLAW	ANGLE	HS
38	38	40	37	81	55	15	22	91	98	54
PAP	HP	CEM	MILK	MW	MH	CW	MARB	RE	FAT	TEND
12	56	9	74	60	50	41	5	58	96	15

IGENITY DECISION INDEXES

Maternal	Production	Terminal	BCHF EPD	BCHF Rank
6.5	7.2	7.1	0.39	59.9

86 Gardens Blackhawk HB86

*21311050 04-09-2025 HB86

CED	BW	WW	YW	DMI	SCROTAL	PAP	HP	$M
+16	-3.3	+48	+92	+.32	+1.02	-.70	+14.0	+78
2%	1%	95%	90%	5%	45%	15%	20%	

CEM	MILK	FL	$EN	HS	DOC	MARB	RE	$W
+13	+33	+1.13	-8	+.38	+27	+1.67	+.74	+57
10%	15%	20%	30%	35%	15%	3%	45%	

$F +80

Sire Gardens Hawkeye
***Gardens Blackhawk**
19942679 *Green Garden Ida U58

Dam *Gardens Radar
***Green Garden Effie CB84**
20087644 *Green Garden Effie RB15

$G +100
$B +180
$C +311

PERFORMANCE RECORDS

BW 70	WW 607	Ratio 98	YW N/A	Ratio N/A	ADJ SC N/A
IMF N/A	Ratio N/A	REA N/A	Ratio N/A	Rib Fat N/A	Ratio N/A ADJ HT N/A
Dams Data 5/18/21	WT 1125	WR 3-95	YR 2-96	IMF Ratio 2-100	Rib Ratio 2-102

AMERICAN ANGUS ASSOCIATION DNA

CED	BW	WW	YW	DMI	YH	SC	DOC	CLAW	ANGLE	HS
8	2	93	49	31	85	6	12	43	63	37
PAP	HP	CEM	MILK	MW	MH	CW	MARB	RE	FAT	TEND
16	17	67	8	61	73	67	1	54	96	17

IGENITY DECISION INDEXES

Maternal	Production	Terminal	BCHF EPD	BCHF Rank
6.25	6.95	6.55	4.6	90.2

87 Gardens Blackhawk H04

*21310964 03-10-2025 H04

CED	BW	WW	YW	DMI	SCROTAL	PAP	HP	$M
+12	-1.1	+49	+92	+.84	+.81	-1.19	+10.1	+49
10%	10%	95%	90%	25%	60%	10%	75%	

CEM	MILK	FL	$EN	HS	DOC	MARB	RE	$W
+15	+20	+1.04	-6	+.39	+26	+1.60	+.38	+39
3%	90%	65%	25%	35%	20%	4%	90%	

$F +72

Sire Gardens Hawkeye
***Gardens Blackhawk**
19942679 *Green Garden Ida U58

Dam *Gardens Endeavor U267
***Green Garden Lucy C03**
20087679 *Green Garden Lucy V03

$G +95
$B +167
$C +266

PERFORMANCE RECORDS

BW 67	WW 649	Ratio 98	YW 1158	Ratio 104	ADJ SC 35.36
IMF 5.95	Ratio 94	REA 12.0	Ratio 92	Rib Fat .30	Ratio 103 ADJ HT 48.2
Dams Data 3/22/21	WT 1395	WR 3-101	YR 3-104	IMF Ratio 3-109	Rib Ratio 3-99

AMERICAN ANGUS ASSOCIATION DNA

CED	BW	WW	YW	DMI	YH	SC	DOC	CLAW	ANGLE	HS
49	19	83	72	38	73	64	13	81	92	28
PAP	HP	CEM	MILK	MW	MH	CW	MARB	RE	FAT	TEND
9	89	26	80	49	36	70	6	53	67	20

IGENITY DECISION INDEXES

Maternal	Production	Terminal	BCHF EPD	BCHF Rank
6.8	6.85	6.55	2.96	81.8

88 Gardens Cache H216

*21496569 02-03-2025 H216

CED	BW	WW	YW	DMI	SCROTAL	PAP	HP	$M
+2	+3.5	+79	+145	+2.00	+1.70	+.88	+13.5	+72
85%	90%	25%	15%	95%	10%	45%	25%	

CEM	MILK	FL	$EN	HS	DOC	MARB	RE	$W
+5	+24	+1.18	-34	+.37	+33	+1.72	+.50	+65
80%	65%	10%	85%	30%	2%	3%	75%	

$F +94

Sire #*A A R Ten X 7008 S A
***Gardens Cache**
17709960 Green Garden Rita K078

Dam *Gardens Endeavor U267
***Green Garden Beau D231**
20362719 #Green Garden Beau R224

$G +98
$B +193
$C +322

PERFORMANCE RECORDS

BW 53	WW 619	Ratio 93	YW 1158	Ratio 104	ADJ SC 33.58
IMF 5.08	Ratio 80	REA 12.7	Ratio 98	Rib Fat .33	Ratio 114 ADJ HT 47.2
Dams Data 2/23/22	WT 1360	WR 1-105	YR 1-105	IMF Ratio 2-97	Rib Ratio 2-93

AMERICAN ANGUS ASSOCIATION DNA

CED	BW	WW	YW	DMI	YH	SC	DOC	CLAW	ANGLE	HS
50	50	14	9	96	26	13	4	27	92	40
PAP	HP	CEM	MILK	MW	MH	CW	MARB	RE	FAT	TEND
53	18	57	62	5	12	26	2	84	100	17

IGENITY DECISION INDEXES

Maternal	Production	Terminal	BCHF EPD	BCHF Rank
6.1	6.6	6.65	10.27	99.6

89 Spring Bull H437

628027488 02-23-2025 H437

Sire #*GB Fireball 672
***JM Fireball 2004**
19962859 *J & S June Beauty 1717

Dam *Gardens Cache
Green Garden Effie S437
18757511 Green Garden Effie KB82

PERFORMANCE RECORDS

BW 81	WW 724	Ratio 109	YW 1154	Ratio 103	ADJ SC 35.21
IMF 7.00	Ratio 110	REA 12.7	Ratio 98	Rib Fat .28	Ratio 97 ADJ HT 51.7
Dams Data 4/17/16	WT 1330	WR 8-102	YR 7-107	IMF Ratio 7-108	Rib Ratio 7-103

AMERICAN ANGUS ASSOCIATION DNA

CED	BW	WW	YW	DMI	YH	SC	DOC	CLAW	ANGLE	HS
29	28	55	24	57	22	25	64	45	69	1
PAP	HP	CEM	MILK	MW	MH	CW	MARB	RE	FAT	TEND
14	42	32	60	40	24	64	1	75	63	12

IGENITY DECISION INDEXES

Maternal	Production	Terminal	BCHF EPD	BCHF Rank
7.15	7	6.85	3.55	85.3

Ref Sire

Gardens Effect

Sire of Lots 90 - 93

*19915333 09-18-2020 A52

Sire #+*G A R Sure Fire
+*G A R Fire Proof
18636173 +*G A R Momentum 784

Dam *Gardens Cache
Green Garden Protet R48
18512874 #Green Garden Protet G44

CED	BW	WW	YW	RADG	DMI	YH	SCROTAL	DOC	CLAW
+15	-1.5	+53	+90	+.21	+.28	+.7	+1.36	+25	+.56
3%	10%	85%	85%	85%	10%	30%	20%	25%	80%
ANGLE	PAP	HS	AXJ	AXH	HP	CEM	MILK	MH	MD
+.50	+.76	+.39	+176	+211	+13.0	+14	+32	+1	+9
65%	45%	30%	15%	10%	25%	10%	15%	-	-
MWT	MHT	$EN	UDDER	TEAT	FL	CWT	MARB	RE	FAT
+20	+.2	+2	+.56	+.54	+1.14	+46	+1.83	+.65	+.042
90%	65%	15%	40%	50%	15%	65%	1%	50%	75%

$M	$W	$F	$G	$B	C
+89	+65	+96	+109	+205	+355
10%	50%	50%	2%	10%	4%

AMERICAN ANGUS ASSOCIATION DNA

CED	BW	WW	YW	DMI	YH	SC	DOC	CLAW	ANGLE	HS
18	30	64	51	23	14	25	25	42	24	29
PAP	HP	CEM	MILK	MW	MH	CW	MARB	RE	FAT	TEND
46	30	41	10	62	30	41	1	70	88	15

Lot 90 *Gardens Effect H237*

91 Gardens Effect H490

*21311031 02-04-2025 H490

CED	BW	WW	YW	DMI	SCROTAL	PAP	HP
+16	-1.2	+59	+105	+.36	+1.06	+2.72	+10.9
2%	10%	80%	80%	5%	40%	85%	65%
CEM	MILK	FL	$EN	HS	DOC	MARB	RE
+13	+27	+1.15	-9	+.36	+22	+1.79	+.64
10%	45%	15%	30%	30%	40%	2%	60%

$M	$W	$F	$G	$B	$C
+78	+63	+101	+108	+210	+350

Sire +*G A R Fire Proof
***Gardens Effect**
19915333 Green Garden Protet R48

Dam *Gardens Blackhawk
***Green Garden Lara F471**
20678872 #Green Garden Lara R470

PERFORMANCE RECORDS

BW 71	WW 589 Ratio 89	YW 1053 Ratio 95	ADJ SC 34.61
IMF 5.97 Ratio 94	REA 11.3 Ratio 87	Rib Fat .20 Ratio 69	ADJ HT 45.7
Dams Data 3/15/23	WT 1035 WR 1-89	YR 1-95 IMF Ratio 1-94	Rib Ratio 1-87

AMERICAN ANGUS ASSOCIATION DNA

CED	BW	WW	YW	DMI	YH	SC	DOC	CLAW	ANGLE	HS
12	16	39	30	41	41	37	39	13	7	14
PAP	HP	CEM	MILK	MW	MH	CW	MARB	RE	FAT	TEND
87	72	92	24	27	49	20	2	37	38	1

IGENITY DECISION INDEXES

Maternal	Production	Terminal	BCHF EPD	BCHF Rank
6.1	6.9	7.05	10.22	99.6

90 Gardens Effect H237

*21310992 03-17-2025 H237

CED	BW	WW	YW	DMI	SCROTAL	PAP	HP
+17	-1.6	+55	+104	+.47	+.95	+1.03	+13.2
1%	10%	85%	80%	10%	50%	50%	30%
CEM	MILK	FL	$EN	HS	DOC	MARB	RE
+14	+34	+1.21	+4	+.29	+22	+1.55	+.87
5%	10%	3%	10%	20%	40%	5%	30%

$M	$W	$F	$G	$B	$C
+96	+69	+112	+96	+209	+367

Sire +*G A R Fire Proof
***Gardens Effect**
19915333 Green Garden Protet R48

Dam +*G A R Fire Proof
***Green Garden Raven A238**
19915299 Green Garden Raven T237

PERFORMANCE RECORDS

BW 70	WW 608 Ratio 92	YW 1034 Ratio 93	ADJ SC 32.93
IMF 6.04 Ratio 95	REA 13.2 Ratio 102	Rib Fat .33 Ratio 114	ADJ HT 49.9
Dams Data 9/12/20	WT 1200 WR 2-105	YR 2-99 IMF Ratio 2-86	Rib Ratio 2-96

AMERICAN ANGUS ASSOCIATION DNA

CED	BW	WW	YW	DMI	YH	SC	DOC	CLAW	ANGLE	HS
6	18	51	16	48	22	53	21	62	56	39
PAP	HP	CEM	MILK	MW	MH	CW	MARB	RE	FAT	TEND
48	25	28	6	52	39	20	4	42	92	17

IGENITY DECISION INDEXES

Maternal	Production	Terminal	BCHF EPD	BCHF Rank
6.7	7	7.05	5.22	92.6

92 Gardens Effect H080

*21310977 03-31-2025 H080

CED	BW	WW	YW	DMI	SCROTAL	PAP	HP
+9	+.7	+71	+122	+.86	+.21	-.61	+11.8
30%	40%	45%	50%	25%	90%	20%	50%
CEM	MILK	FL	$EN	HS	DOC	MARB	RE
+13	+27	+.94	-14	+.52	+25	+1.69	+.47
10%	45%	95%	40%	55%	25%	3%	80%

$M	$W	$F	$G	$B	$C
+63	+75	+105	+98	+203	+326

Sire +*G A R Fire Proof
***Gardens Effect**
19915333 Green Garden Protet R48

Dam *Gardens Prime R048
Green Garden Rita T080
19091047 Green Garden Rita L073

PERFORMANCE RECORDS

BW 72	WW 675 Ratio 102	YW 1121 Ratio 101	ADJ SC 29.34
IMF 5.98 Ratio 94	REA 12.4 Ratio 95	Rib Fat .23 Ratio 79	ADJ HT 48.4
Dams Data 5/2/17	WT 1385 WR 7-98	YR 6-99 IMF Ratio 5-104	Rib Ratio 5-102

AMERICAN ANGUS ASSOCIATION DNA

CED	BW	WW	YW	DMI	YH	SC	DOC	CLAW	ANGLE	HS
50	49	18	12	48	16	94	21	71	65	43
PAP	HP	CEM	MILK	MW	MH	CW	MARB	RE	FAT	TEND
16	63	29	31	20	25	15	3	79	86	22

IGENITY DECISION INDEXES

Maternal	Production	Terminal	BCHF EPD	BCHF Rank
6.9	6.85	6.95	4.76	90.9

93 Gardens Effect H276

*21311002 01-01-2025 H276

CED	BW	WW	YW	DMI	SCROTAL	PAP	HP	$M
+5	+2.6	+56	+86	+.29	+.95	-1.85	+13.1	+82
60%	80%	85%	95%	4%	50%	5%	30%	
CEM	**MILK**	**FL**	**$EN**	**HS**	**DOC**	**MARB**	**RE**	**$W**
+12	+26	+1.05	+13	+.51	+24	+1.60	+.76	+58
15%	50%	60%	4%	55%	30%	4%	45%	

Sire	+*G A R Fire Proof	$F +69
***Gardens Effect** 19915333	Green Garden Protet R48	$G +103
Dam	*Gardens Prime	$B +173
Green Garden Lady Q277 18025603	Green Garden Lady N275	$C +306

PERFORMANCE RECORDS

BW 84	WW 729	Ratio 114	YW 1079	Ratio 99	ADJ SC 34.22
IMF 6.16	Ratio 101	REA 13.3	Ratio 105	Rib Fat .22	Ratio 79	ADJ HT 49.8
Dams Data 9/20/14	WT 1280	WR 7-102	YR 6-103	IMF Ratio 7-98	Rib Ratio 7-102

AMERICAN ANGUS ASSOCIATION DNA

CED	BW	WW	YW	DMI	YH	SC	DOC	CLAW	ANGLE	HS
43	68	75	92	22	26	61	40	55	93	59
PAP	**HP**	**CEM**	**MILK**	**MW**	**MH**	**CW**	**MARB**	**RE**	**FAT**	**TEND**
7	40	4	39	90	54	83	2	65	51	13

IGENITY DECISION INDEXES

Maternal	Production	Terminal	BCHF EPD	BCHF Rank
6.35	6.95	7.05	0.95	65.6

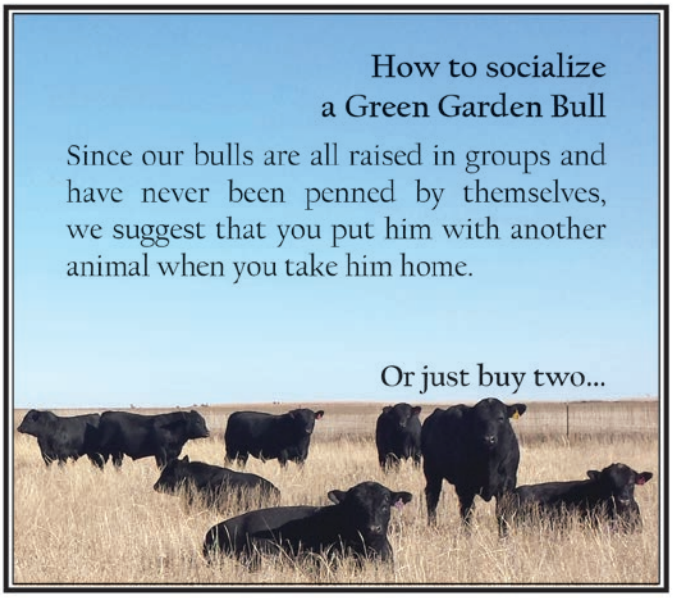

Ref Sire

Gardens R048 V437

Sire of Lots 94 - 99

*19503854 02-24-2019 V437

CED	BW	WW	YW	RADG	DMI	YH	SCROTAL	DOC	CLAW
+11	+1.2	+49	+108	+.27	+1.68	+.9	+.34	+23	+.58
20%	50%	90%	70%	40%	85%	15%	85%	30%	85%
ANGLE	**PAP**	**HS**	**AXJ**	**AXH**	**HP**	**CEM**	**MILK**	**MH**	**MD**
+.58	-.93	+.34	+147	+185	+14.1	+14	+28	+2	+11
95%	15%	25%	25%	15%	15%	10%	35%	-	-
MWT	**MHT**	**$EN**	**UDDER**	**TEAT**	**FL**	**CWT**	**MARB**	**RE**	**FAT**
+76	+.7	-24	+.48	+.70	+1.13	+54	+2.01	+.56	+.046
40%	25%	70%	65%	20%	15%	45%	1%	65%	80%

$M	$W	$F	$G	$B	C
+53	+36	+110	+116	+226	+346
70%	95%	25%	1%	3%	10%

Sire	*Gardens Prime
***Gardens Prime R048** 18290120	*Green Garden Raven P047
Dam	*Gardens Cache
Green Garden Effie S437 18757511	Green Garden Effie KB82

AMERICAN ANGUS ASSOCIATION DNA

CED	BW	WW	YW	DMI	YH	SC	DOC	CLAW	ANGLE	HS
58	87	68	7	99	6	82	41	81	84	16
PAP	**HP**	**CEM**	**MILK**	**MW**	**MH**	**CW**	**MARB**	**RE**	**FAT**	**TEND**
11	20	22	26	11	6	21	1	43	89	8

Lot 94 *Gardens Venture H236*

94 Gardens Venture H236

*21310991 03-21-2025 H236

CED	BW	WW	YW	DMI	SCROTAL	PAP	HP	$M
+13	-2.3	+40	+83	+.81	+.37	-1.76	+12.8	+81
10%	3%	95%	95%	20%	85%	5%	35%	
CEM	**MILK**	**FL**	**$EN**	**HS**	**DOC**	**MARB**	**RE**	**$W**
+12	+37	+1.07	+8	-.12	+19	+1.99	+1.12	+53
15%	3%	50%	10%	1%	55%	1%	10%	

Sire	*Gardens Prime R048	$F +99
***Gardens R048 V437** 19503854	Green Garden Effie S437	$G +121
Dam	#*G A R Home Town	$B +221
***Green Garden Beau C231** 20089872	#Green Garden Beau R224	$C +368

PERFORMANCE RECORDS

BW 72	WW 668	Ratio 101	YW 1098	Ratio 99	ADJ SC 31.71
IMF 5.97	Ratio 94	REA 15.8	Ratio 122	Rib Fat .26	Ratio 90	ADJ HT 49.1
Dams Data 2/23/21	WT 1150	WR 3-104	YR 3-105	IMF Ratio 3-106	Rib Ratio 3-121

AMERICAN ANGUS ASSOCIATION DNA

CED	BW	WW	YW	DMI	YH	SC	DOC	CLAW	ANGLE	HS
10	5	99	82	63	74	83	43	63	44	1
PAP	**HP**	**CEM**	**MILK**	**MW**	**MH**	**CW**	**MARB**	**RE**	**FAT**	**TEND**
5	58	69	5	97	89	45	1	4	82	9

IGENITY DECISION INDEXES

Maternal	Production	Terminal	BCHF EPD	BCHF Rank
6.8	6.85	6.05	1.2	68.2

95 Gardens Venture HB36

*21311040 03-06-2025 HB36

CED	BW	WW	YW	DMI	SCROTAL	PAP	HP	$M
+13	-.2	+56	+94	+.85	+.22	-1.94	+12.1	+69
10%	20%	85%	90%	25%	90%	4%	45%	
CEM	**MILK**	**FL**	**$EN**	**HS**	**DOC**	**MARB**	**RE**	**$W**
+17	+17	+1.19	-3	+.47	+19	+2.25	+.64	+45
1%	95%	4%	20%	50%	55%	1%	60%	

$F +92 **$G** +129 **$B** +221 **$C** +356

Sire *Gardens Prime R048
***Gardens R048 V437**
19503854 Green Garden Effie S437

Dam Gardens Hawkeye
***Green Garden Barbie AB32**
19729003 *Green Garden Barbie UB89

PERFORMANCE RECORDS

BW 71	WW 676	Ratio 102	YW 1030	Ratio 92	ADJ SC 31.07
IMF 7.64	Ratio 120	REA 11.5	Ratio 88	Rib Fat .26	Ratio 90 ADJ HT 48.6
Dams Data 2/11/20	WT 1150	WR 4-107	YR 4-103	IMF Ratio 4-113	Rib Ratio 4-101

AMERICAN ANGUS ASSOCIATION DNA

CED	BW	WW	YW	DMI	YH	SC	DOC	CLAW	ANGLE	HS
6	8	69	80	24	71	71	38	57	100	26
PAP	**HP**	**CEM**	**MILK**	**MW**	**MH**	**CW**	**MARB**	**RE**	**FAT**	**TEND**
7	46	6	88	60	45	56	1	34	75	16

IGENITY DECISION INDEXES

Maternal	Production	Terminal	BCHF EPD	BCHF Rank
6.8	6.6	6.15	5.53	93.5

96 Gardens Venture H253

*21310997 02-16-2025 H253

CED	BW	WW	YW	DMI	SCROTAL	PAP	HP	$M
+11	+.1	+52	+95	+1.17	+.55	+1.39	+12.4	+49
15%	25%	90%	90%	45%	75%	60%	40%	
CEM	**MILK**	**FL**	**$EN**	**HS**	**DOC**	**MARB**	**RE**	**$W**
+16	+25	+1.06	-14	+.35	+17	+1.88	+.78	+46
1%	60%	55%	40%	30%	65%	2%	40%	

$F +87 **$G** +115 **$B** +202 **$C** +311

Sire *Gardens Prime R048
***Gardens R048 V437**
19503854 Green Garden Effie S437

Dam *Gardens Blackhawk
***Green Garden Dinah D251**
20362725 *Green Garden Dinah A250

PERFORMANCE RECORDS

BW 63	WW 671	Ratio 105	YW 1082	Ratio 99	ADJ SC 33.49
IMF 7.17	Ratio 118	REA 12.6	Ratio 99	Rib Fat .29	Ratio 104 ADJ HT 47.0
Dams Data 3/7/22	WT 1135	WR 2-111	YR 2-105	IMF Ratio 2-108	Rib Ratio 2-100

AMERICAN ANGUS ASSOCIATION DNA

CED	BW	WW	YW	DMI	YH	SC	DOC	CLAW	ANGLE	HS
51	53	80	52	91	49	55	50	73	98	11
PAP	**HP**	**CEM**	**MILK**	**MW**	**MH**	**CW**	**MARB**	**RE**	**FAT**	**TEND**
48	48	8	39	31	29	28	1	27	53	7

IGENITY DECISION INDEXES

Maternal	Production	Terminal	BCHF EPD	BCHF Rank
6.5	6.8	6.15	3.03	82.2

97 Gardens Venture H151

*21310985 03-04-2025 H151

CED	BW	WW	YW	DMI	SCROTAL	PAP	HP	$M
+7	+2.0	+43	+88	+1.15	+.55	-1.94	+12.9	+63
45%	70%	95%	95%	45%	75%	4%	30%	
CEM	**MILK**	**FL**	**$EN**	**HS**	**DOC**	**MARB**	**RE**	**$W**
+12	+23	+1.09	-1	+.33	+18	+2.02	+.21	+28
15%	75%	40%	15%	25%	60%	1%	95%	

$F +76 **$G** +111 **$B** +188 **$C** +307

Sire *Gardens Prime R048
***Gardens R048 V437**
19503854 Green Garden Effie S437

Dam Gardens Hawkeye
***Green Garden Bonnie A151**
19764059 *Green Garden Bonnie T151

PERFORMANCE RECORDS

BW 82	WW 586	Ratio 91	YW 1023	Ratio 93	ADJ SC 33.01
IMF 5.85	Ratio 96	REA 10.3	Ratio 81	Rib Fat .20	Ratio 71 ADJ HT 48.5
Dams Data 3/31/20	WT 1450	WR 4-93	YR 4-95	IMF Ratio 4-94	Rib Ratio 4-95

AMERICAN ANGUS ASSOCIATION DNA

CED	BW	WW	YW	DMI	YH	SC	DOC	CLAW	ANGLE	HS
75	85	90	53	78	42	84	93	42	76	27
PAP	**HP**	**CEM**	**MILK**	**MW**	**MH**	**CW**	**MARB**	**RE**	**FAT**	**TEND**
5	19	13	62	42	37	77	1	98	98	7

IGENITY DECISION INDEXES

Maternal	Production	Terminal	BCHF EPD	BCHF Rank
6.65	6.55	5.75	-0.63	48.9

98 Gardens Venture H203

*21310986 03-09-2025 H203

CED	BW	WW	YW	DMI	SCROTAL	PAP	HP	$M
+6	+2.4	+64	+119	+1.80	+.35	-2.51	+13.2	+45
55%	75%	65%	55%	85%	85%	2%	30%	
CEM	**MILK**	**FL**	**$EN**	**HS**	**DOC**	**MARB**	**RE**	**$W**
+13	+25	+1.07	-28	+.10	+15	+1.58	+.62	+51
10%	60%	50%	75%	5%	75%	5%	60%	

$F +105 **$G** +97 **$B** +203 **$C** +308

Sire *Gardens Prime R048
***Gardens R048 V437**
19503854 Green Garden Effie S437

Dam *Gardens Endeavor U267
***Green Garden Jilt D203**
20362716 *Green Garden Jilt V201

PERFORMANCE RECORDS

BW 78	WW 704	Ratio 106	YW 1179	Ratio 106	ADJ SC 33.66
IMF 5.01	Ratio 79	REA 11.8	Ratio 91	Rib Fat .22	Ratio 76 ADJ HT 49.7
Dams Data 3/17/22	WT 1360	WR 2-102	YR 2-102	IMF Ratio 2-92	Rib Ratio 2-94

AMERICAN ANGUS ASSOCIATION DNA

CED	BW	WW	YW	DMI	YH	SC	DOC	CLAW	ANGLE	HS
47	68	66	33	95	32	85	58	90	93	7
PAP	**HP**	**CEM**	**MILK**	**MW**	**MH**	**CW**	**MARB**	**RE**	**FAT**	**TEND**
3	8	7	55	31	17	17	5	31	48	43

IGENITY DECISION INDEXES

Maternal	Production	Terminal	BCHF EPD	BCHF Rank
7.55	7.65	7.15	1.88	74.1

99 Gardens Venture H015

*21310958 03-15-2025 H015

CED	BW	WW	YW	DMI	SCROTAL	PAP	HP	$M
+6	+3.1	+62	+115	+1.44	+.84	+1.05	+13.3	+59
55%	90%	70%	60%	65%	55%	50%	25%	
CEM	**MILK**	**FL**	**$EN**	**HS**	**DOC**	**MARB**	**RE**	**$W**
+10	+22	+1.04	-13	+.68	+14	+2.08	+.93	+46
30%	80%	65%	40%	80%	75%	1%	25%	

$F +92 **$G** +128 **$B** +221 **$C** +346

Sire *Gardens Prime R048
***Gardens R048 V437**
19503854 Green Garden Effie S437

Dam *Gardens Radar
***Green Garden Stella D013**
20362686 *Green Garden Stella V016

PERFORMANCE RECORDS

BW 84	WW 716	Ratio 108	YW 1186	Ratio 106	ADJ SC 35.36
IMF 6.71	Ratio 106	REA 14.0	Ratio 108	Rib Fat .26	Ratio 90 ADJ HT 38.4
Dams Data 2/15/22	WT 1120	WR 2-102	YR 2-103	IMF Ratio 2-114	Rib Ratio 2-113

AMERICAN ANGUS ASSOCIATION DNA

CED	BW	WW	YW	DMI	YH	SC	DOC	CLAW	ANGLE	HS
77	92	45	15	75	29	29	67	83	85	71
PAP	**HP**	**CEM**	**MILK**	**MW**	**MH**	**CW**	**MARB**	**RE**	**FAT**	**TEND**
53	29	74	79	37	30	48	1	20	44	17

IGENITY DECISION INDEXES

Maternal	Production	Terminal	BCHF EPD	BCHF Rank
n/a	n/a	n/a	n/a	n/a

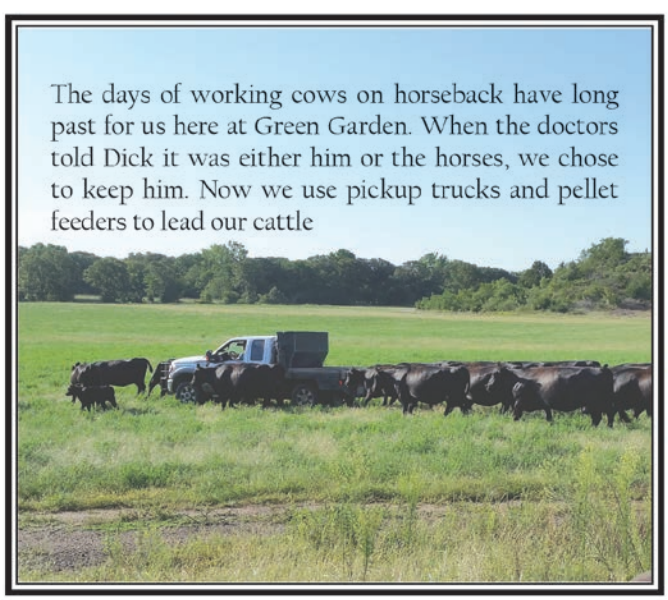

Green Garden Top Ten EPDs

CED

Lot	Name	EPD	PG #
81	Gardens Blackhawk HB29	+21	32
1	Gardens Stack House G79	+18	8
5	Gardens Stack House G156	+18	9
22	Gardens Blackhawk FB90	+18	13
50	Gardens Leader G42	+17	21
60	Gardens Stack House H045	+17	26
90	Gardens Effect H237	+17	34
7	Garden Stack House G517	+16	9
18	Gardens Blackhawk GB21	+16	12
24	Gardens Blackhawk G153	+16	13

BW

Lot	Name	EPD	PG #
22	Gardens Blackhawk FB90	-4.5	13
81	Gardens Blackhawk HB29	-4.3	32
25	Gardens Blackhawk G412	-4.0	13
1	Gardens Stack House G79	-3.6	8
58	Gardens Stack House H046	-3.4	26
86	Gardens Blackhawk HB86	-3.3	33
5	Gardens Stack House G156	-2.5	9
69	Gardens Blackhawk F041 H078	-2.3	29
54	P A R Rocky M363	-2.3	22
71	Gardens Blackhawk F041 H028	-2.4	29

WW

Lot	Name	EPD	PG #
4	Gardens Stack House G59	+76	33
49	P A R Salvation M0	+73	9
75	Gardens First Hand H361	+72	20
55	Gardens Equity G290	+73	20
47	P A R Salvation M3	+72	12
19	Gardens Blackhawk G520	+72	23
70	Gardens Blackhawk F041 H018	+70	29
92	Gardens Effect H080	+71	31
15	Gardens Blackhawk G409	+70	34
42	Gardens Effect G027	+70	11

YW

Lot	Name	EPD	PG #
88	Gardens Cache H216	+145	33
55	Gardens Equity G290	+139	23
4	Gardens Stack House G59	+136	9
79	Gardens Home Town H269	+132	31
27	P A R Cover The Bases M37	+131	14
49	P A R Salvation M0	+129	20
47	P A R Salvation M3	+129	20
19	Gardens Blackhawk G520	+126	12
15	Gardens Blackhawk G409	+126	11
75	Gardens First Hand H361	+125	31

RADG

Lot	Name	EPD	PG #
79	Gardens Home Town H269	+.33	31
6	Gardens Stack House G81	+.33	9
55	Gardens Equity G290	+.31	23
27	P A R Cover The Bases M37	+.30	14
47	P A R Salvation M3	+.30	20
30	Gardens Venture G089	+.30	15
65	Gardens Stack House H468	+.30	27
59	Gardens Stackhouse H06	+.30	26
3	Gardens Stack House G298	+.30	8
32	Gardens Venture G074	+.29	16

DMI

Lot	Name	EPD	PG #
52	P A R Rocky M65	-.15	22
25	Gardens Blackhawk G412	+.28	13
20	Gardens Blackhawk GB34	+.28	12
93	Gardens Effect H276	+.29	35
86	Gardens Blackhawk HB86	+.32	33
8	Gardens Stack House G86	+.35	9
38	P A R Cache M99	+.35	17
91	Gardens Effect H490	+.36	34
45	Gardens Effect GB30	+.36	19
23	Gardens Blackhawk G406	+.37	13

SC

Lot	Name	EPD	PG #
84	Gardens Blackhawk H221	+2.21	33
7	Garden Stack House G517	+1.89	9
55	Gardens Equity G290	+1.88	23
15	Gardens Blackhawk G409	+1.87	11
76	Gardens First Hand H485	+1.73	31
67	Gardens Stack House HB60	+1.72	28
20	Gardens Blackhawk GB34	+1.72	12
88	Gardens Cache H216	+1.70	33
85	Gardens Blackhawk H41	+1.64	33
51	P A R Rocky ME28	+1.52	21

DOC

Lot	Name	EPD	PG #
28	Gardens Venture G281	+34	15
88	Gardens Cache H216	+33	33
75	Gardens First Hand H361	+32	31
58	Gardens Stack House H046	+30	26
80	Gardens Leader HB82	+30	31
65	Gardens Stack House H468	+30	27
69	Gardens Blackhawk F041 H078	+30	29
4	Gardens Stack House G59	+29	9
32	Gardens Venture G074	+29	16
7	Garden Stack House G517	+28	9

Claw

Lot	Name	EPD	PG #
6	Gardens Stack House G81	+.36	9
56	Gardens Equity G291	+.38	23
52	P A R Rocky M65	+.39	22
11	Gardens Stack House G279	+.40	10
28	Gardens Venture G281	+.43	15
65	Gardens Stack House H468	+.44	27
24	Gardens Blackhawk G153	+.44	13
50	Gardens Leader G42	+.45	21
84	Gardens Blackhawk H221	+.45	33
55	Gardens Equity G290	+.45	23

Angle

Lot	Name	EPD	PG #
79	Gardens Home Town H269	+.38	31
52	P A R Rocky M65	+.39	22
91	Gardens Effect H490	+.44	34
28	Gardens Venture G281	+.46	15
27	P A R Cover The Bases M37	+.46	14
5	Gardens Stack House G156	+.46	9
10	Gardens Stack House G023	+.46	10
46	Gardens Effect G026	+.47	19
61	Gardens Stack House H452	+.48	27
29	Gardens Venture G16	+.48	15

PAP

Lot	Name	EPD	PG #
22	Gardens Blackhawk FB90	-3.20	13
79	Gardens Home Town H269	-2.70	31
98	Gardens Venture H203	-2.52	36
21	Gardens Blackhawk G486	-2.42	13
33	Gardens Venture G274	-2.35	16
97	Gardens Venture H151	-1.94	36
95	Gardens Venture HB36	-1.93	36
93	Gardens Effect H276	-1.85	35
94	Gardens Venture H236	-1.77	35
76	Gardens First Hand H485	-1.58	31

HS

Lot	Name	EPD	PG #
17	Gardens Blackhawk G021	-.17	12
94	Gardens Venture H236	-.12	35
83	Gardens Blackhawk H035	+.01	32
68	Gardens Stack House H26	+.02	28
14	Gardens Stack Houses G510	+.05	11
11	Gardens Stack House G279	+.06	10
61	Gardens Stack House H452	+.09	27
98	Gardens Venture H203	+.10	36
36	Gardens Venture G63	+.10	17
51	P A R Rocky ME28	+.10	21

Green Garden Top Ten EPDs

HP

Lot	Name	EPD	PG #
3	Gardens Stack House G298	+18.9	8
74	Gardens First Hand H419	+16.4	30
59	Gardens Stackhouse H06	+16.3	26
9	Gardens Stack House GB54	+16.0	10
22	Gardens Blackhawk FB90	+16.0	13
78	Gardens First Hand H049	+16.0	31
5	Gardens Stack House G156	+15.8	9
45	Gardens Effect GB30	+15.6	19
40	Gardens Effect G64	+15.4	18
33	Gardens Venture G274	+15.4	16

CEM

Lot	Name	EPD	PG #
8	Gardens Stack House G86	+20	9
9	Gardens Stack House GB54	+19	10
77	Gardens First Hand H092	+19	31
5	Gardens Stack House G156	+18	9
60	Gardens Stack House H045	+18	26
25	Gardens Blackhawk G412	+18	13
22	Gardens Blackhawk FB90	+17	13
45	Gardens Effect GB30	+17	19
1	Gardens Stack House G79	+17	8
71	Gardens Blackhawk F041 H028	+17	29

MILK

Lot	Name	EPD	PG #
59	Gardens Stackhouse H06	+46	26
50	Gardens Leader G42	+42	21
78	Gardens First Hand H049	+42	31
1	Gardens Stack House G79	+40	8
12	Gardens Stack House GF3	+39	10
44	Gardens Effect G256	+39	19
60	Gardens Stack House H045	+38	26
11	Gardens Stack House G279	+38	10
65	Gardens Stack House H468	+37	27
64	Gardens Stack House H123	+37	27

TEAT

Lot	Name	EPD	PG #
31	Gardens Venture G280	+.98	16
65	Gardens Stack House H468	+.97	27
72	Gardens First Hand H053	+.93	30
33	Gardens Venture G274	+.93	16
11	Gardens Stack House G279	+.90	10
30	Gardens Venture G089	+.89	15
21	Gardens Blackhawk G486	+.89	13
74	Gardens First Hand H419	+.87	30
34	Gardens Venture G297	+.86	16
61	Gardens Stack House H452	+.85	27

UDDER

Lot	Name	EPD	PG #
34	Gardens Venture G297	+.76	16
31	Gardens Venture G280	+.75	16
72	Gardens First Hand H053	+.71	30
33	Gardens Venture G274	+.70	16
68	Gardens Stack House H26	+.70	28
80	Gardens Leader HB82	+.70	31
61	Gardens Stack House H452	+.70	27
5	Gardens Stack House G156	+.69	9
94	Gardens Venture H236	+.69	35
30	Gardens Venture G089	+.69	15

MW

Lot	Name	EPD	PG #
88	Gardens Cache H216	+100	33
19	Gardens Blackhawk G520	+92	12
81	Gardens Blackhawk HB29	+92	32
27	P A R Cover The Bases M37	+92	14
32	Gardens Venture G074	+87	16
98	Gardens Venture H203	+87	36
70	Gardens Blackhawk F041 H018	+85	29
15	Gardens Blackhawk G409	+78	11
79	Gardens Home Town H269	+71	31
75	Gardens First Hand H361	+70	31

MH

Lot	Name	EPD	PG #
19	Gardens Blackhawk G520	+1.0	12
4	Gardens Stack House G59	+.9	9
98	Gardens Venture H203	+.9	36
81	Gardens Blackhawk HB29	+.9	32
55	Gardens Equity G290	+.8	23
15	Gardens Blackhawk G409	+.8	11
27	P A R Cover The Bases M37	+.8	14
26	Gardens Blackhawk G260	+.7	14
36	Gardens Venture G63	+.7	17
6	Gardens Stack House G81	+.7	9

$EN

Lot	Name	EPD	PG #
5	Gardens Stack House G156	+18	9
38	P A R Cache M99	+16	17
52	P A R Rocky M65	+16	22
46	Gardens Effect G026	+15	19
16	Gardens Blackhawk G083	+15	12
25	Gardens Blackhawk G412	+15	13
20	Gardens Blackhawk GB34	+14	12
93	Gardens Effect H276	+13	35
42	Gardens Effect G027	+13	18
45	Gardens Effect GB30	+12	19

FL

Lot	Name	EPD	PG #
2	Gardens Stack House G296	+1.21	8
90	Gardens Effect H237	+1.21	34
69	Gardens Blackhawk F041 H078	+1.20	29
7	Garden Stack House G517	+1.20	9
73	Gardens First Hand HB48	+1.20	30
95	Gardens Venture HB36	+1.19	36
33	Gardens Venture G274	+1.18	16
74	Gardens First Hand H419	+1.18	30
88	Gardens Cache H216	+1.18	33
76	Gardens First Hand H485	+1.17	31

CW

Lot	Name	EPD	PG #
4	Gardens Stack House G59	+71	9
70	Gardens Blackhawk F041 H018	+70	29
51	P A R Rocky ME28	+70	21
40	Gardens Effect G64	+70	18
49	P A R Salvation M0	+67	20
42	Gardens Effect G027	+67	18
69	Gardens Blackhawk F041 H078	+66	29
44	Gardens Effect G256	+66	19
17	Gardens Blackhawk G021	+65	12
67	Gardens Stack House HB60	+64	28

MARB

Lot	Name	EPD	PG #
1	Gardens Stack House G79	+2.46	8
31	Gardens Venture G280	+2.26	16
2	Gardens Stack House G296	+2.25	8
33	Gardens Venture G274	+2.25	16
95	Gardens Venture HB36	+2.24	36
28	Gardens Venture G281	+2.16	15
70	Gardens Blackhawk F041 H018	+2.15	29
8	Gardens Stack House G86	+2.11	9
72	Gardens First Hand H053	+2.11	30
99	Gardens Venture H015	+2.08	36

REA

Lot	Name	EPD	PG #
62	Gardens Stack House H434	+1.22	27
81	Gardens Blackhawk HB29	+1.18	32
94	Gardens Venture H236	+1.15	35
47	P A R Salvation M3	+1.06	20
51	P A R Rocky ME28	+1.01	21
49	P A R Salvation M0	+.97	20
99	Gardens Venture H015	+.93	36
56	Gardens Equity G291	+.87	23
90	Gardens Effect H237	+.87	34
38	P A R Cache M99	+.86	17

Green Garden Top Ten EPDs

$M			
Lot	Name	EPD	PG #
5	Gardens Stack House G156	+117	9
2	Gardens Stack House G296	+116	8
78	Gardens First Hand H049	+113	31
42	Gardens Effect G027	+108	18
11	Gardens Stack House G279	+107	10
9	Gardens Stack House GB54	+106	10
8	Gardens Stack House G86	+104	9
59	Gardens Stackhouse H06	+103	26
46	Gardens Effect G026	+99	19
3	Gardens Stack House G298	+98	8

$W			
Lot	Name	EPD	PG #
78	Gardens First Hand H049	+91	31
42	Gardens Effect G027	+87	18
50	Gardens Leader G42	+87	21
4	Gardens Stack House G59	+79	9
59	Gardens Stackhouse H06	+78	26
75	Gardens First Hand H361	+75	31
41	Gardens Effect G161	+75	18
92	Gardens Effect H080	+75	34
70	Gardens Blackhawk F041 H018	+75	29
2	Gardens Stack House G296	+74	8

$F			
Lot	Name	EPD	PG #
51	P A R Rocky ME28	+135	21
40	Gardens Effect G64	+129	18
44	Gardens Effect G256	+128	19
69	Gardens Blackhawk F041 H078	+128	29
6	Gardens Stack House G81	+125	9
42	Gardens Effect G027	+124	18
67	Gardens Stack House HB60	+124	28
49	P A R Salvation M0	+123	20
47	P A R Salvation M3	+123	20
60	Gardens Stack House H045	+122	26

$G			
Lot	Name	EPD	PG #
31	Gardens Venture G280	+131	16
95	Gardens Venture HB36	+129	36
99	Gardens Venture H015	+128	36
1	Gardens Stack House G79	+127	8
33	Gardens Venture G274	+127	16
28	Gardens Venture G281	+123	15
94	Gardens Venture H236	+122	35
70	Gardens Blackhawk F041 H018	+120	29
2	Gardens Stack House G296	+119	8
27	P A R Cover The Bases M37	+118	14

$B			
Lot	Name	EPD	PG #
40	Gardens Effect G64	+243	18
1	Gardens Stack House G79	+242	8
70	Gardens Blackhawk F041 H018	+241	29
60	Gardens Stack House H045	+238	26
44	Gardens Effect G256	+237	19
6	Gardens Stack House G81	+234	9
17	Gardens Blackhawk G021	+232	12
69	Gardens Blackhawk F041 H078	+229	29
28	Gardens Venture G281	+228	15
4	Gardens Stack House G59	+226	9

$C			
Lot	Name	EPD	PG #
1	Gardens Stack House G79	+404	8
40	Gardens Effect G64	+398	18
60	Gardens Stack House H045	+397	26
5	Gardens Stack House G156	+395	9
42	Gardens Effect G027	+393	18
2	Gardens Stack House G296	+392	8
44	Gardens Effect G256	+388	19
69	Gardens Blackhawk F041 H078	+382	29
3	Gardens Stack House G298	+382	8
6	Gardens Stack House G81	+379	9

Notes

Green Garden Top Ten Igenity

Maternal Index

Lot	Name	EPD	PG #
8	Gardens Stack House G86	7.9	9
70	Gardens Blackhawk F041 H018	7.65	29
3	Gardens Stack House G298	7.6	8
64	Gardens Stack House H123	7.55	27
98	Gardens Venture H203	7.55	36
28	Gardens Venture G281	7.5	15
29	Gardens Venture G16	7.5	15
36	Gardens Venture G63	7.4	17
12	Gardens Stack House GF3	7.25	10
76	Gardens First Hand H485	7.25	31

Production Index

Lot	Name	EPD	PG #
70	Gardens Blackhawk F041 H018	8.35	29
8	Gardens Stack House G86	8.2	9
59	Gardens Stackhouse H06	7.85	26
98	Gardens Venture H203	7.65	36
28	Gardens Venture G281	7.65	15
21	Gardens Blackhawk G486	7.65	13
64	Gardens Stack House H123	7.6	27
37	Gardens Venture GE29	7.6	17
3	Gardens Stack House G298	7.55	8
71	Gardens Blackhawk F041 H028	7.55	29

Terminal Index

Lot	Name	EPD	PG #
59	Gardens Stackhouse H06	8.25	26
70	Gardens Blackhawk F041 H018	7.8	29
40	Gardens Effect G64	7.7	18
60	Gardens Stack House H045	7.7	26
61	Gardens Stack House H452	7.65	27
55	Gardens Equity G290	7.6	23
68	Gardens Stack House H26	7.6	28
80	Gardens Leader HB82	7.55	31
79	Gardens Home Town H269	7.55	31
81	Gardens Blackhawk HB29	7.5	32

BW

Lot	Name	EPD	PG #
82	Gardens Blackhawk H126	2	32
94	Gardens Venture H236	2	35
60	Gardens Stack House H045	3	26
69	Gardens Blackhawk F041 H078	3	29
16	Gardens Blackhawk G083	3	12
22	Gardens Blackhawk FB90	3	13
21	Gardens Blackhawk G486	3	13
78	Gardens First Hand H049	3	31
71	Gardens Blackhawk F041 H028	3	29
1	Gardens Stack House G79	3	8

CED

Lot	Name	EPD	PG #
60	Gardens Stack House H045	10	26
1	Gardens Stack House G79	10	8
45	Gardens Effect GB30	10	19
25	Gardens Blackhawk G412	10	13
56	Gardens Equity G291	10	23
12	Gardens Stack House GF3	10	10
82	Gardens Blackhawk H126	9	32
94	Gardens Venture H236	9	35
78	Gardens First Hand H049	9	31
61	Gardens Stack House H452	9	27

CEM

Lot	Name	EPD	PG #
56	Gardens Equity G291	10	23
82	Gardens Blackhawk H126	10	32
8	Gardens Stack House G86	10	9
9	Gardens Stack House GB54	10	10
2	Gardens Stack House G296	10	8
33	Gardens Venture G274	10	16
40	Gardens Effect G64	10	18
1	Gardens Stack House G79	9	8
45	Gardens Effect GB30	9	19
25	Gardens Blackhawk G412	9	13

HPR

Lot	Name	EPD	PG #
3	Gardens Stack House G298	10	8
95	Gardens Venture HB36	10	36
29	Gardens Venture G16	10	15
59	Gardens Stackhouse H06	10	26
40	Gardens Effect G64	9	18
94	Gardens Venture H236	9	35
36	Gardens Venture G63	9	17
63	Gardens Stack House H07	9	27
13	Gardens Stack House G286	9	10
55	Gardens Equity G290	9	23

MILK

Lot	Name	EPD	PG #
92	Gardens Effect H080	8	34
98	Gardens Venture H203	7	36
64	Gardens Stack House H123	7	27
30	Gardens Venture G089	7	15
73	Gardens First Hand HB48	7	30
31	Gardens Venture G280	7	16
75	Gardens First Hand H361	7	31
9	Gardens Stack House GB54	7	10
3	Gardens Stack House G298	6	8
40	Gardens Effect G64	6	18

STAY

Lot	Name	EPD	PG #
28	Gardens Venture G281	9	15
29	Gardens Venture G16	9	15
34	Gardens Venture G297	8	16
8	Gardens Stack House G86	8	9
70	Gardens Blackhawk F041 H018	8	29
37	Gardens Venture GE29	8	17
98	Gardens Venture H203	7	36
64	Gardens Stack House H123	7	27
30	Gardens Venture G089	7	15
75	Gardens First Hand H361	7	31

DOC

Lot	Name	EPD	PG #
36	Gardens Venture G63	9	17
22	Gardens Blackhawk FB90	9	13
88	Gardens Cache H216	9	33
91	Gardens Effect H490	9	34
29	Gardens Venture G16	8	15
75	Gardens First Hand H361	8	31
83	Gardens Blackhawk H035	8	32
94	Gardens Venture H236	8	35
96	Gardens Venture H253	8	36
26	Gardens Blackhawk G260	8	14

WW

Lot	Name	EPD	PG #
70	Gardens Blackhawk F041 H018	9	29
4	Gardens Stack House G59	9	9
91	Gardens Effect H490	8	34
75	Gardens First Hand H361	8	31
15	Gardens Blackhawk G409	8	11
11	Gardens Stack House G279	8	10
87	Gardens Blackhawk H04	8	33
8	Gardens Stack House G86	8	9
55	Gardens Equity G290	8	23
12	Gardens Stack House GF3	8	10

ADG

Lot	Name	EPD	PG #
4	Gardens Stack House G59	10	9
8	Gardens Stack House G86	10	9
58	Gardens Stack House H046	10	26
6	Gardens Stack House G81	10	9
70	Gardens Blackhawk F041 H018	9	29
75	Gardens First Hand H361	9	31
11	Gardens Stack House G279	9	10
55	Gardens Equity G290	9	23
5	Gardens Stack House G156	9	9
61	Gardens Stack House H452	9	27

Green Garden Top Ten Igenity

YW

Lot	Name	EPD	PG #
4	Gardens Stack House G59	9	9
8	Gardens Stack House G86	9	9
58	Gardens Stack House H046	9	26
6	Gardens Stack House G81	9	9
70	Gardens Blackhawk F041 H018	9	29
5	Gardens Stack House G156	9	9
61	Gardens Stack House H452	9	27
3	Gardens Stack House G298	9	8
75	Gardens First Hand H361	8	31
11	Gardens Stack House G279	8	10

RFI

Lot	Name	EPD	PG #
64	Gardens Stack House H123	2	27
29	Gardens Venture G16	2	15
63	Gardens Stack House H07	3	27
85	Gardens Blackhawk H41	3	33
24	Gardens Blackhawk G153	3	13
6	Gardens Stack House G81	4	9
68	Gardens Stack House H26	4	28
60	Gardens Stack House H045	4	26
65	Gardens Stack House H468	4	27
7	Garden Stack House G517	4	9

SC

Lot	Name	EPD	PG #
44	Gardens Effect G256	10	19
59	Gardens Stackhouse H06	10	26
4	Gardens Stack House G59	10	9
40	Gardens Effect G64	10	18
30	Gardens Venture G089	10	15
32	Gardens Venture G074	10	16
89	Gardens Fireball H437	10	33
90	Gardens Effect H237	10	34
93	Gardens Effect H276	10	35
55	Gardens Equity G290	10	23

MARB

Lot	Name	EPD	PG #
1	Gardens Stack House G79	10	8
3	Gardens Stack House G298	10	8
5	Gardens Stack House G156	10	9
6	Gardens Stack House G81	10	9
7	Garden Stack House G517	10	9
94	Gardens Venture H236	10	35
93	Gardens Effect H276	10	35
83	Gardens Blackhawk H035	10	32
82	Gardens Blackhawk H126	10	32
74	Gardens First Hand H419	10	30

REA

Lot	Name	EPD	PG #
33	Gardens Venture G274	8	16
89	Gardens Fireball H437	8	33
90	Gardens Effect H237	8	34
41	Gardens Effect G161	7	18
42	Gardens Effect G027	7	18
56	Gardens Equity G291	7	23
57	Gardens Equity G36	7	23
59	Gardens Stackhouse H06	7	26
62	Gardens Stack House H434	7	27
65	Gardens Stack House H468	7	27

FAT

Lot	Name	EPD	PG #
33	Gardens Venture G274	10	16
3	Gardens Stack House G298	9	8
68	Gardens Stack House H26	9	28
44	Gardens Effect G256	9	19
89	Gardens Fireball H437	8	33
90	Gardens Effect H237	8	34
41	Gardens Effect G161	8	18
42	Gardens Effect G027	8	18
57	Gardens Equity G36	8	23
59	Gardens Stackhouse H06	8	26

TEND

Lot	Name	EPD	PG #
83	Gardens Blackhawk H035	10	32
28	Gardens Venture G281	10	15
34	Gardens Venture G297	10	16
71	Gardens Blackhawk F041 H028	10	29
21	Gardens Blackhawk G486	10	13
37	Gardens Venture GE29	10	17
25	Gardens Blackhawk G412	10	13
56	Gardens Equity G291	10	23
98	Gardens Venture H203	10	36
16	Gardens Blackhawk G083	10	12

HCW

Lot	Name	EPD	PG #
55	Gardens Equity G290	10	23
59	Gardens Stackhouse H06	10	26
70	Gardens Blackhawk F041 H018	9	29
68	Gardens Stack House H26	9	28
61	Gardens Stack House H452	9	27
91	Gardens Effect H490	9	34
40	Gardens Effect G64	9	18
80	Gardens Leader HB82	9	31
15	Gardens Blackhawk G409	9	11
17	Gardens Blackhawk G021	9	12

BCHF

Lot	Name	EPD	PG #
12	Gardens Stack House GF3	-1.9	10
37	Gardens Venture GE29	-1.79	17
55	Gardens Equity G290	-0.9	23
44	Gardens Effect G256	-0.66	19
97	Gardens Venture H151	-0.63	36
65	Gardens Stack House H468	-0.44	27
1	Gardens Stack House G79	-0.35	8
40	Gardens Effect G64	-0.31	18
20	Gardens Blackhawk GB34	-0.21	12
50	Gardens Leader G42	-0.14	21

Thank You
for your support of
our programs!

The Carcass Connection

In 1989, Jon Brethour, meat animal scientist at KSU Hays Beef Research Center, started scanning our calves at 6, 12 and 18 months of age to help develop his ultrasound technology. Starting us off on 36 years of using ultrasound technology to produce animals that reduce days on feed, have less outside fat while meeting and exceeding CAB qualifications.

2025 Carcass Data

Osborn Cattle Co. Savannah, MO		
Quality Grade	# Head	% Grade
Prime	308	88%
Choice/+	42	12%
Choice -	2	0%
Select	0	0%
Standard	0	0%
Total # Head	352	
CAB+	350	99%

Frank Ranches Hatfield , MO		
Quality Grade	# Head	% Grade
Prime	26	90%
Choice/+	3	10%
Choice -	0	0%
Select	0	0%
Standard	0	0%
Total # Head	29	
CAB+	29	100%

BlueStem Cattle Co. Savannah, MO		
Quality Grade	# Head	% Grade
Prime	41	85%
Choice/+	7	15%
Choice -	0	0%
Select	0	0%
Standard	0	0%
Total # Head	48	
CAB+	48	100%

IMF to Quality Grade Conversion Chart			
%IMF	Quality Grade	Marbling Degree	Marbling Score
10.0+	Prime o	Mod Ab 00-90	9.0+
8.6-9.9	Prime -	Slightly Ab 00-90	8.0-8.9
7.0-8.5	Choice +	Moderate 00-90	7.0-7.9
5.6-6.9	Choice o	Modest 00-90	6.0-6.9
4.0-5.5	Choice -	Small 00-90	5.0-5.9
3.1-3.9	Select +	Slight 50-90	4.5-4.9
2.0-3.0	Select -	Slight 00-40	4.0-4.4

Wildflower Farms Ellsworth, KS		
Quality Grade	# Head	% Grade
Prime	10	91%
Choice/+	1	9%
Choice -	0	0%
Select	0	0%
Standard	0	0%
Total # Head	11	
CAB+	11	100%

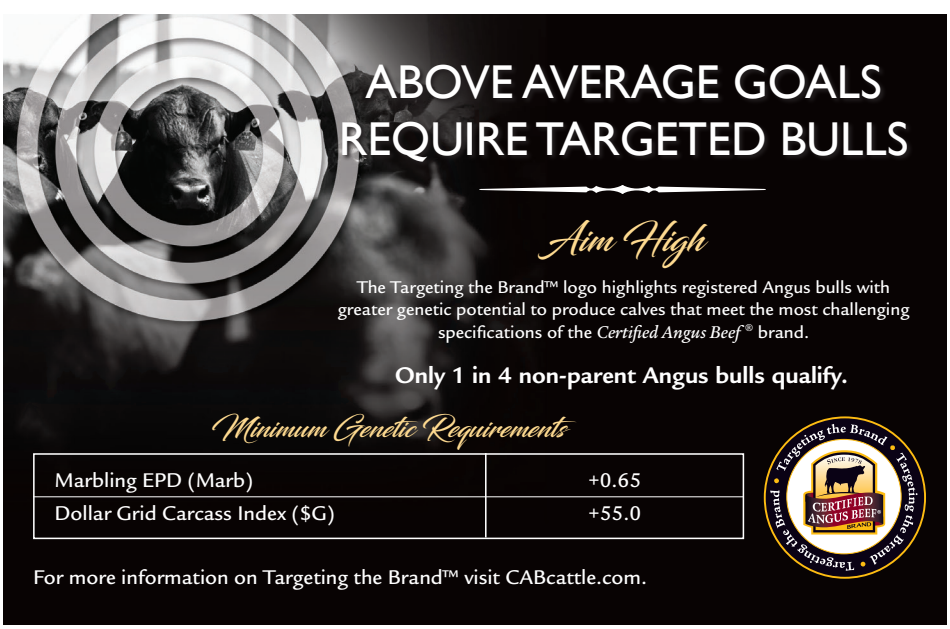

Many of our repeat customers have commercial females available for sale throughout the year, contact the office for more information. 785-472-8763

Let us know when you get ready to sell your cows or calves and we would be happy to list your information on our website.

Ben, Elliott, Sophie, Anisha

Joel, Joseph and Family

Annabelle, Sophie and Shelly

All of us at Green Garden Angus would like to thank you for being part of our day.

Pat and Jenna

Cassie and Annabelle

Luke

Janie

Annabelle and Holly

Dustin

Lizzie and Luke

Cassie

Billy

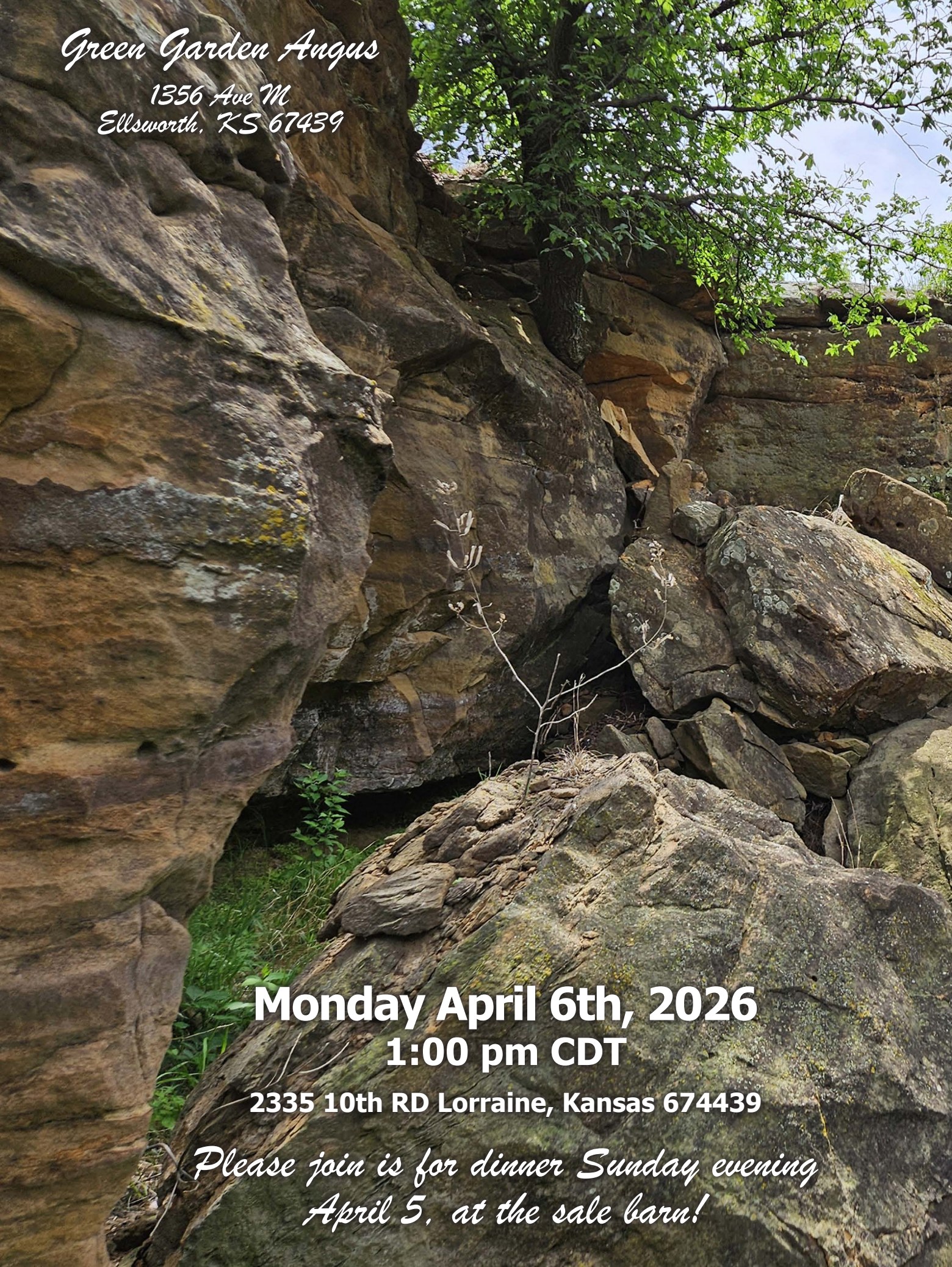
Green Garden Angus
1356 Ave M
Ellsworth, KS 67439
Monday April 6th, 2026
1:00 pm CDT
2335 10th RD Lorraine, Kansas 674439
Please join is for dinner Sunday evening
April 5, at the sale barn!